

## Appendix B: Facility Inventory

---



## BLANCHE SPRENTZ ELEMENTARY SCHOOL

<b>Location:</b>	249 Flower Dr Folsom, CA	<b>Grades Served:</b>	K-5 Junior Kindergarten Student Care
<b>Built:</b>	1965, 1991, 2000, 2002	<b>Services:</b>	
<b>Building Area:</b>	30,794 SF		
<b>Site Acreage:</b>	9.61 Acres		



# **Blanche Sprentz Elementary School**

						Student Loading		
Bldg / Classroom	Current Usage	Year Built	Type of Construction	Perm CR	Relo CR	Loading 10/2012	State	District Optimal
<b>Building A:</b>								
Room 6	Unused Classroom	1966	Permanent	1		0	25	30
Room 7	5th Grade	1966	Permanent	1		27	25	30
Room 8	4th Grade	1966	Permanent	1		33	25	30
Room 9	Unused Classroom	1966	Permanent	1		0	25	30
Room 10	5th Grade	1966	Permanent	1		26	25	30
	Library / Computer Lab	1966	Permanent			0	0	0
<b>Building B:</b>								
Room 1	Junior Kindergarten	1966	Permanent	1		24	25	24
Room 2	Unused Classroom	1966	Permanent	1		0	25	30
Room 3	Junior Kindergarten	1966	Permanent	1		28	25	24
Room 4	Junior Kindergarten	1966	Permanent	1		28	25	24
Room 5	Speech (undersized)	1966	Permanent			0	0	0
Room 6	Small Group Inst. (undersized)	1966	Permanent			0	0	0
<b>Building C:</b>								
	Administration	1966	Permanent			0	0	0
	Teacher's Room	1966	Permanent			0	0	0
	Teacher's Workroom	1966	Permanent			0	0	0
<b>Building D:</b>								
Room 11	2nd/3rd Grade	2000	Relocatable		1	30	25	24
Room 12	3rd/4th Grade	2000	Relocatable		1	33	25	24
Room 13	Unused Classroom	2000	Relocatable		1	0	25	24
<b>Building E:</b>								
Room 14	2nd Grade	2000	Relocatable		1	28	25	24
Room 15	1st Grade	2000	Relocatable		1	30	25	24
Room 16	Special Friends	2000	Relocatable		1	0	25	24
Room 17	Non-severe Special Ed	2000	Relocatable		1	15	13	12
<b>Building F:</b>								
	Multipurpose/Kitchen	1991	Permanent			0	0	0
	Band Room	1991	Permanent			0	0	0
<b>Building G:</b>								
Room 19	Student Care (SC funded)	2002	Relocatable			0	0	0
Room 20	Kindergarten (AM/PM)	2002	Relocatable		1	51	25	48
<b>Permanent Capacity</b>				<b>9</b>		<b>166</b>	<b>225</b>	<b>252</b>
<b>Relocatable Capacity</b>					<b>8</b>	<b>187</b>	<b>188</b>	<b>204</b>
<b>Total Capacity</b>				<b>17</b>		<b>353</b>	<b>413</b>	<b>456</b>

Percent of State Capacity: 85%  
Percent of Optimal Capacity: 77%



# CARL SUNDAHL ELEMENTARY SCHOOL

**Location:** 9932 Inwood Rd  
Folsom, CA  
**Built:** 1987/1988/1989/1998  
**Building Area:** 32,165 SF  
**Site Acreage:** 9.96 Acres

**Grades Served:** K-6  
**Services:** Montessori  
Student Care



**Carl Sundahl Elementary School**

Bldg / Classroom	Current Usage	Year Built	Type of Construction	Perm CR	Relo CR	Student Loading		
						Loading 10/2012	State	District Optimal
Room K-1	Kindergarten (single session)	1987	Relocatable		1	26	25	24
Room K-2	Kindergarten (single session)	1987	Relocatable		1	30	25	24
Room 3	1st/2nd Grade	1987	Relocatable		1	27	25	24
Room 4	Unused Classroom	1987	Relocatable		1	0	25	24
Room 5	2nd Grade	1987	Relocatable		1	30	25	24
Room 6	3rd Grade	1987	Relocatable		1	32	25	24
Room 7	2nd Grade	1987	Relocatable		1	31	25	24
Room 8	Unused Classroom	1987	Relocatable		1	0	25	24
Room 9	1st Grade	1987	Relocatable		1	29	25	24
Room 10	3rd Grade	1987	Relocatable		1	32	25	24
Room 11/12	Small Group Instruction	1987	Relocatable			0	0	0
Room 13	Learning Resource	1987	Relocatable		1	0	25	30
Room 14	Computer Lab	1987	Relocatable			0	0	0
Room 15	Library	1987	Relocatable			0	0	0
Room 16	6th Grade	1987	Relocatable		1	29	25	30
Room 17	5th Grade	1987	Relocatable		1	29	25	30
Room 18	5th Grade	1987	Relocatable		1	27	25	30
Room 19	4th Grade	1987	Relocatable		1	30	25	30
Room 20	4th Grade	1987	Relocatable		1	30	25	30
Room 21	Unused Classroom	1989	Relocatable		1	0	25	30
Room 22	Unused Classroom	1989	Relocatable		1	0	25	30
Room 23	PE Classroom	1989	Relocatable		1	0	25	30
Room 24	Curriculum Storage	1998	Relocatable		1	0	25	30
Room 25	Office (480 sf)	1998	Relocatable			0	0	0
Admin/MP	Admin/Multipurpose	1988	Permanent			0	0	0
Student Care	Student Care (SC Funded)	1987	Relocatable			0	0	0
<b>Permanent Capacity</b>								
<b>Relocatable Capacity</b>						<b>382</b>	<b>500</b>	<b>540</b>
<b>Total Capacity</b>				<b>0</b>	<b>20</b>	<b>382</b>	<b>500</b>	<b>540</b>

Percent of State Capacity: 76%  
Percent of Optimal Capacity: 71%



# EMPIRE OAKS ELEMENTARY SCHOOL

**Location:** 1830 Bonhill Dr  
Folsom, CA  
**Built:** 2001/2003/2005/2009  
**Building Area:** 49,450 SF  
**Site Acreage:** 10.24 Acres

**Grades Served:** K-5  
**Services:** Student Care



# Empire Oaks Elementary School

Empire Oaks Elementary School						Student Loading		
Bldg / Classroom	Current Usage	Year Built	Type of Construction	Perm CR	Relo CR	Loading 10/2012	State	District Optimal
Building A:								
Admin	Administration	2001	Permanent			0	0	0
Building B:								
Mp	Multipurpose	2001	Permanent			0	0	0
Room 25	P.E.	2001	Permanent	1		0	25	24
Building C:								
Library	Library	2001	Permanent			0	0	0
Lab	Computer Lab	2001	Permanent			0	0	0
Room 24	RSP Learning Center	2001	Permanent	1		0	25	24
Building D:								
Room 16	4th/5th Grade	2001	Permanent	1		34	25	30
Room 17	3rd Grade	2001	Permanent	1		31	25	30
Room 18	4th Grade	2001	Permanent	1		31	25	30
Room 19	5th Grade	2001	Permanent	1		34	25	30
Room 20	4th Grade	2001	Permanent	1		33	25	30
Room 21	4th Grade	2001	Permanent	1		34	25	30
Room 22	5th Grade	2001	Permanent	1		32	25	30
Room 23	5th Grade	2001	Permanent	1		34	25	30
Building E:								
Room 10	3rd/4th Grade	2001	Permanent	1		32	25	24
Room 11	2nd Grade	2001	Permanent	1		30	25	24
Room 12	3rd Grade	2001	Permanent	1		30	25	24
Room 13	2nd Grade	2001	Permanent	1		29	25	24
Room 14	2nd Grade	2001	Permanent	1		30	25	24
Room 15	3rd Grade	2001	Permanent	1		31	25	24
Building F:								
Room 4	Unused Classroom	2001	Permanent	1		0	25	24
Room 5	1st Grade	2001	Permanent	1		32	25	24
Room 6	1st Grade	2001	Permanent	1		32	25	24
Room 7	Occupational Therapy	2001	Permanent	1		0	25	24
Room 8	2nd Grade	2001	Permanent	1		29	25	24
Room 9	1st Grade	2001	Permanent	1		30	25	24
Building G:								
Room 1	Kindergarten/1st Grade	2001	Permanent	1		32	25	24
Room 2	Kindergarten (double session)	2001	Permanent	1		58	25	48
Room 3	Special Education	2001	Permanent	1		4	13	12
Portable 26	Student Care Overflow	2005	Relocatable		1	0	25	24
SC 1	Student Care (SC Funded)	2003	Relocatable			0	0	0
SC 2	Student Care (SC Funded)	2009	Relocatable			0	0	0
Permanent Capacity						662	613	660
Relocatable Capacity						0	25	24
Total Capacity				25	1	662	638	702

Percent of State Capacity: 104%  
Percent of Optimal Capacity: 97%



# FOLSOM HILLS ELEMENTARY SCHOOL

**Location:** 106 Manseau Dr  
Folsom, CA  
**Built:** 1991/1993/1996/1997/1998  
**Building Area:** 42,750 SF  
**Site Acreage:** 9.40 Acres

**Grades Served:** K-5  
Preschool Special Ed.  
**Services:** Spanish Language Magnet  
Junior Kindergarten  
Student Care



**Folsom Hills Elementary School**

						Student Loading		
Bldg / Classroom	Current Usage	Year Built	Type of Construction	Perm CR	Relo CR	Loading 10/2012	State	District Optimal
<b>Building A:</b>								
Admin	Administration	1991	Permanent			0	0	0
<b>Building B:</b>								
Room 9	3rd Grade	1991	Permanent	1		31	25	24
Room 10	4th Grade	1991	Permanent	1		32	25	30
Room 11	5th Grade	1991	Permanent	1		34	25	30
Room 12	Unused Classroom	1991	Permanent	1		0	25	30
Room 13	5th Grade	1991	Permanent	1		31	25	30
Room 14	5th Grade	1991	Permanent	1		32	25	30
Rm 15-18	Small Group Instruction	1991	Permanent			0	0	0
Room 19	Library	1991	Permanent			0	0	0
<b>Building C:</b>								
Room 1	Kindergarten/1st Grade	1991	Permanent	1		28	25	24
Room 2	Kindergarten (single session)	1991	Permanent	1		32	25	24
Room 3	Kindergarten (single session)	1991	Permanent	1		32	25	24
Room 4	1st Grade	1991	Permanent	1		32	25	24
Room 5	1st Grade	1991	Permanent	1		32	25	24
Room 6	1st Grade	1991	Permanent	1		31	25	24
Room 7	2nd Grade	1991	Permanent	1		28	25	24
Room 8	Junior Kindergarten	1991	Permanent	1		25	25	24
<b>Building D:</b>								
Stu Care	Student Care (SC Funded)	1991	Portable			0	0	0
<b>Relocatables:</b>								
Room 20	4th Grade	1993	Portable		1	31	25	30
Room 21	3rd Grade	1993	Portable		1	32	25	24
Room 22	3rd Grade	1993	Portable		1	31	25	24
Room 23	4th Grade	1993	Portable		1	34	25	30
Room 24	2nd Grade	1993	Portable		1	28	25	24
Room 25	2nd Grade	1993	Portable		1	29	25	24
Room 26	Student Care	1997	Portable		1	0	25	24
Room 27	IEP Room	1997	Portable		1	0	25	24
Room 28	Resource	1997	Portable		1	0	25	24
Room 29	Learning Center	1997	Portable		1	0	25	24
Room 30	Non-severe Special Education	1990	Portable		1	7	13	12
Room 31	Occupational Therapy	1990	Portable		1	0	25	0
Room 32	Speech	1998	Portable		1	0	25	24
Room 33	Severe Special Education	1998	Portable		1	8	9	9
<b>Permanent Capacity</b>						<b>400</b>	<b>350</b>	<b>366</b>
<b>Relocatable Capacity</b>						<b>200</b>	<b>322</b>	<b>297</b>
<b>Total Capacity</b>						<b>600</b>	<b>672</b>	<b>663</b>

Percent of State Capacity: 89%  
Percent of Optimal Capacity: 90%



# GOLD RIDGE ELEMENTARY SCHOOL

**Location:** 735 Halidon Way  
Folsom, CA  
**Built:** 1998/2003  
**Building Area:** 43,012 SF  
**Site Acreage:** 10.62 Acres

**Grades Served:** K-5  
**Services:** Student Care



# Gold Ridge Elementary School

Gold Ridge Elementary School						Student Loading		
Bldg / Classroom	Current Usage	Year Built	Type of Construction	Perm CR	Relo CR	Loading 10/2012	State	District Optimal
Building A:								
Admin	Administration	1998	Permanent			0	0	0
Building B:								
MP	Multipurpose	1998	Permanent			0	0	0
Room B6	Non-severe Special Ed	1998	Permanent	1		11	13	12
Building C:								
Library	Library	1998	Permanent			0	0	0
Lab	Computer Lab	1998	Permanent			0	0	0
Room C8	RSP Learning Center	1998	Permanent	1		0	25	24
Building D:								
Room D1	5th Grade	1998	Permanent	1		32	25	30
Room D2	5th Grade	1998	Permanent	1		32	25	30
Room D3	4th Grade	1998	Permanent	1		33	25	30
Room D4	4th Grade	1998	Permanent	1		32	25	30
Room D5	4th Grade	1998	Permanent	1		32	25	30
Room D6	5th Grade	1998	Permanent	1		30	25	30
Building E:								
Room E1	2nd Grade	1998	Permanent	1		28	25	24
Room E2	2nd Grade	1998	Permanent	1		28	25	24
Room E3	3rd Grade	1998	Permanent	1		30	25	24
Room E4	3rd Grade	1998	Permanent	1		31	25	24
Room E5	3rd Grade	1998	Permanent	1		30	25	24
Room E6	3rd/4th Grade	1998	Permanent	1		29	25	24
Building F:								
Room F1	2nd Grade	1998	Permanent	1		27	25	24
Room F2	Kindergarten/1st Grade	1998	Permanent	1		26	25	24
Room F3	1st Grade	1998	Permanent	1		32	25	24
Room F4	1st Grade	1998	Permanent	1		30	25	24
Room F5	1st Grade	1998	Permanent	1		29	25	24
Room F6	Student Care Overflow	1998	Permanent	1		0	25	24
Building G:								
Room G1	Student Care	1998	Permanent	1		0	25	24
Room G2	Kindergarten (single session)	1998	Permanent	1		30	25	24
Room G3	Kindergarten (double session)	1998	Permanent	1		58	25	48
Portable 1	Severe Special Education	2003	Relocatable		1	12	9	9
Portable 2	Severe Special Education	2003	Relocatable		1	10	9	9
Permanent Capacity						610	563	600
Relocatable Capacity						22	18	18
Total Capacity				23	2	632	581	618

Percent of State Capacity: 109%

Percent of Optimal Capacity: 102%



# NATOMA STATION ELEMENTARY SCHOOL

**Location:** 500 Turnpike Dr  
Folsom, CA  
**Built:** 1995/1996/2000/2008  
**Building Area:** 47,619 SF  
**Site Acreage:** 8.40 Acres

**Grades Served:** K-6  
**Services:** Student Care



# Natoma Station Elementary School

						Student Loading		
Bldg / Classroom	Current Usage	Year Built	Type of Construction	Perm CR	Relo CR	Loading 10/2012	State	District Optimal
<b>Building A:</b>								
Admin	Administration	1994	Permanent			0	0	0
<b>Building B:</b>								
MP	Multipurpose	1994	Permanent			0	0	0
Room 25	Unused Classroom	1994	Permanent	1		0	25	24
<b>Building C:</b>								
Library	Library	1994	Permanent			0	0	0
Lab	Computer Lab	1994	Permanent			0	0	0
Room 24	Special Friends	1994	Permanent	1		0	25	24
<b>Building D:</b>								
Room 1	6th Grade	1994	Permanent	1		31	25	30
Room 2	5th Grade	1994	Permanent	1		32	25	30
Room 3	Unused Classroom	1994	Permanent	1		0	25	30
Room 4	5th Grade	1994	Permanent	1		32	25	30
Room 5	5th Grade	1994	Permanent	1		31	25	30
Room 6	6th Grade	1994	Permanent	1		31	25	30
<b>Building E:</b>								
Room 7	3rd Grade	1994	Permanent	1		26	25	24
Room 8	4th Grade	1994	Permanent	1		30	25	30
Room 9	3rd Grade	1994	Permanent	1		29	25	24
Room 10	3rd Grade	1994	Permanent	1		29	25	24
Room 11	Unused Classroom	1994	Permanent	1		0	25	30
Room 12	4th Grade	1994	Permanent	1		31	25	30
<b>Building F:</b>								
Room 13	1st Grade	1994	Relocatable		1	25	25	24
Room 14	2nd Grade	1994	Relocatable		1	29	25	24
Room 15	Severe Special Education	1994	Relocatable		1	5	9	9
Room 16	1st Grade	1994	Relocatable		1	29	25	24
Room 17	1st/2nd Grade	1994	Relocatable		1	31	25	24
Room 18	2nd Grade	1994	Relocatable		1	32	25	24
<b>Building G:</b>								
Room K1	Kindergarten (single session)	1994	Permanent	1		30	25	24
Room K2	Kindergarten (single session)	1994	Permanent	1		31	25	24
Room K3	Severe Special Education	1994	Permanent	1		8	9	9
<b>Relocatables:</b>								
Room 26	DDH Office	1995	Relocatable		1	0	25	24
Room 27	Preschool	1998	Relocatable		1	0	25	24
Room 28	Non-severe Special Ed	1998	Relocatable		1	11	13	12
Room 29	RSP/Learning Center	2000	Relocatable		1	0	25	24
SC	Student Care (SC Funded)	2008	Relocatable			0	0	0
<b>Permanent Capacity</b>						<b>371</b>	<b>409</b>	<b>447</b>
<b>Relocatable Capacity</b>						<b>162</b>	<b>222</b>	<b>213</b>
<b>Total Capacity</b>				<b>17</b>	<b>10</b>	<b>533</b>	<b>631</b>	<b>660</b>

Percent of State Capacity: 84%

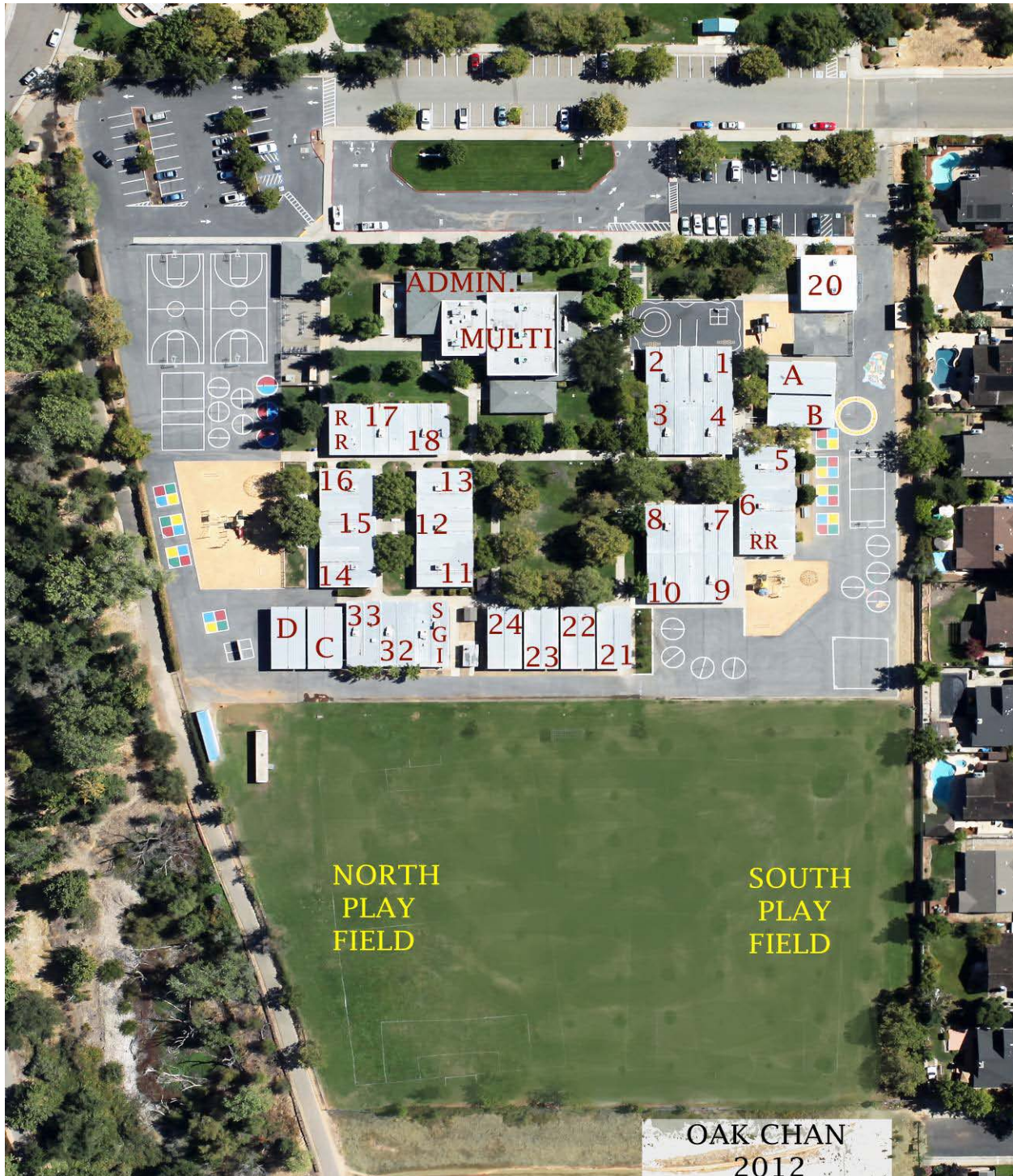
Percent of Optimal Capacity: 81%



# OAK CHAN ELEMENTARY SCHOOL

**Location:** 101 Prewett Dr  
Folsom, CA  
**Built:** 1989/1990/1997/2011  
**Building Area:** 36,965 SF  
**Site Acreage:** 10.29 Acres

**Grades Served:** K-5  
**Services:** Student Care



# Oak Chan Elementary School

						Student Loading		
Bldg / Classroom	Current Usage	Year Built	Type of Construction	Perm CR	Relo CR	Loading 10/2012	State	District Optimal
Admin/Multi	Admin/Multipurpose	1989	Permanent			0	0	0
Room 1	Unused Kindergarten	1989	Relocatable		1	0	25	24
Room 2	Kindergarten (double session)	1989	Relocatable		1	63	25	48
Room 3	1st Grade	1989	Relocatable		1	31	25	24
Room 4	Unused Classroom	1989	Relocatable		1	0	25	24
Room 5	2nd Grade	1989	Relocatable		1	27	25	24
Room 6	2nd Grade	1989	Relocatable		1	27	25	24
Room 7	2nd Grade	1989	Relocatable		1	27	25	24
Room 8	1st Grade	1989	Relocatable		1	32	25	24
Room 9	3rd Grade	1989	Relocatable		1	30	25	24
Room 10	3rd Grade	1989	Relocatable		1	28	25	24
Room 11	4th Grade	1989	Relocatable		1	31	25	30
Room 12	4th Grade	1989	Relocatable		1	31	25	30
Room 13	4th Grade	1989	Relocatable		1	33	25	30
Room 14	5th Grade	1989	Relocatable		1	30	25	30
Room 15	PIP	1989	Relocatable		1	0	25	30
Room 16	5th Grade	1989	Relocatable		1	31	25	30
Room 17	Speech	1989	Relocatable		1	0	25	24
Room 18	5th Grade	1989	Relocatable		1	30	25	30
Room 20	Student Care (SC funded)	2011	Relocatable			0	0	0
Room 21	Occupational Therapy	1989	Relocatable			0	0	0
Room 22	IEP/Conference Room	1989	Relocatable		1	0	25	24
Room 23	3rd Grade	1989	Relocatable		1	30	25	24
Room 24	Severe Special Education	1989	Relocatable		1	6	9	9
Rms 25-31	Small Group Instruction	1989	Relocatable			0	0	0
Rms 32-33	Computer / Library	1989	Relocatable			0	0	0
Room A	Unused Classroom	1997	Relocatable		1	0	25	24
Room B	PE	1997	Relocatable		1	0	25	24
Room C	Unused Classroom	1990	Relocatable		1	0	25	30
Room D	5th Grade	1990	Relocatable		1	30	25	30
Permanent Capacity						0	0	0
Relocatable Capacity						517	609	663
Total Capacity				0	25	517	609	663

Percent of State Capacity: 85%  
Percent of Optimal Capacity: 78%



# RUSSELL RANCH ELEMENTARY SCHOOL

**Location:** 375 Dry Creek Rd  
Folsom, CA  
**Built:** 2007/2011  
**Building Area:** 51,209 SF  
**Site Acreage:** 10.0 Acres

**Grades Served:** K-5  
**Services:** Preschool Special Ed.  
Student Care



# Russell Ranch Elementary School

						Student Loading		
Bldg / Classroom	Current Usage	Year Built	Type of Construction	Perm CR	Relo CR	Loading 10/2012	State	District Optimal
<b>Building A:</b>								
Admin	Administration	2007	Permanent			0	0	0
<b>Building B:</b>								
MP	Multipurpose	2007	Permanent			0	0	0
Room 1	1st Grade	2007	Permanent	1		29	25	24
<b>Building D:</b>								
Room 2	Kindergarten/1st Grade	2007	Permanent	1		28	25	24
Room 3	1st Grade	2007	Permanent	1		29	25	24
Room 4	1st Grade	2007	Permanent	1		30	25	24
Room 5	2nd Grade	2007	Permanent	1		30	25	24
Room 6	2nd/3rd Grade	2007	Permanent	1		32	25	24
Room 7	2nd Grade	2007	Permanent	1		30	25	24
Room 8	2nd Grade	2007	Permanent	1		30	25	24
Room 9	3rd Grade	2007	Permanent	1		31	25	24
<b>Building E:</b>								
Room 10	4th Grade	2007	Permanent	1		30	25	30
Room 11	3rd Grade	2007	Permanent	1		29	25	24
Room 12	3rd Grade	2007	Permanent	1		29	25	24
Room 13	5th Grade	2007	Permanent	1		29	25	30
Room 14	4th/5th Grade	2007	Permanent	1		32	25	30
Room 15	4th Grade	2007	Permanent	1		32	25	30
<b>Building F:</b>								
Room 16	Severe Special Education	2007	Permanent	1		6	9	9
Room 17	Severe Special Education	2007	Permanent	1		8	9	9
Room 18	5th Grade	2007	Permanent	1		30	25	30
Room 19	5th Grade	2007	Permanent	1		28	25	30
Room 20	Occupational Therapy	2007	Permanent			0	0	0
Room 21	Severe Special Education	2007	Permanent	1		8	9	9
<b>Building C:</b>								
Library	Library	2007	Permanent			0	0	0
Lab	Computer Lab	2007	Permanent			0	0	0
Room 23	Kindergarten (single session)	2007	Permanent	1		29	25	24
<b>Building G:</b>								
Room 24	Severe Special Education	2007	Permanent	1		7	9	9
Room 25	Kindergarten (single session)	2007	Permanent	1		27	25	24
Room 26	Kindergarten (single session)	2007	Permanent	1		28	25	24
<b>Relocatables:</b>								
Room 27	Intervention	1998	Relocatable		1	0	25	24
Room 28	4th Grade	1998	Relocatable		1	31	25	30
Room 29	Student Care Overflow	1998	Relocatable		1	0	25	24
S C	Student Care (SC Funded)	2007	Relocatable			0	0	0
<b>Permanent Capacity</b>						<b>621</b>	<b>536</b>	<b>552</b>
<b>Relocatable Capacity</b>						<b>31</b>	<b>75</b>	<b>78</b>
<b>Total Capacity</b>				<b>24</b>	<b>3</b>	<b>652</b>	<b>611</b>	<b>630</b>

Percent of State Capacity: 107%

Percent of Optimal Capacity: 103%



# SANDRA J GALLARDO ELEMENTARY SCHOOL

**Location:** 775 Russi Rd  
Folsom, CA  
**Built:** 2002/2005/2006  
**Building Area:** 51,364 SF  
**Site Acreage:** 10.20 Acres

**Grades Served:** K-5  
**Services:** Student Care



Sandra J Gallardo Elementary School						Student Loading		
Bldg / Classroom	Current Usage	Year Built	Type of Construction	Perm CR	Relo CR	Loading 10/2012	State	District Optimal
<b>Building A:</b>								
Admin	Administration	2003	Permanent			0	0	0
<b>Building B:</b>								
MP	Multipurpose	2003	Permanent			0	0	0
Room 25	2nd Grade	2003	Permanent	1		30	25	24
<b>Building D:</b>								
Room 11	3rd Grade	2003	Permanent	1		30	25	24
Room 12	2nd Grade	2003	Permanent	1		28	25	24
Room 13	5th Grade	2003	Permanent	1		34	25	30
Room 14	5th Grade	2003	Permanent	1		34	25	30
Room 15	5th Grade	2003	Permanent	1		34	25	30
Room 16	5th Grade	2003	Permanent	1		34	25	30
Room 17	3rd Grade	2003	Permanent	1		29	25	24
Room 18	Unused Classroom	2003	Permanent	1		0	25	24
<b>Building E:</b>								
Room 19	4th Grade	2003	Permanent	1		34	25	30
Room 20	4th Grade	2003	Permanent	1		34	25	30
Room 21	3rd Grade	2003	Permanent	1		30	25	24
Room 22	3rd Grade	2003	Permanent	1		29	25	24
Room 23	4th Grade	2003	Permanent	1		34	25	30
Room 24	4th Grade	2003	Permanent	1		34	25	30
<b>Building F:</b>								
Room 5	1st Grade	2003	Permanent	1		30	25	24
Room 6	1st Grade	2003	Permanent	1		31	25	24
Room 7	Unused Classroom	2003	Permanent	1		0	25	24
Room 8	1st/2nd Grade	2003	Permanent	1		30	25	24
Room 9	2nd Grade	2003	Permanent	1		30	25	24
Room 10	1st Grade	2003	Permanent	1		28	25	24
<b>Building C:</b>								
Library	Library	2003	Permanent			0	0	0
Lab	Computer Lab	2003	Permanent			0	0	0
Room 1	Resource Specialist	2003	Permanent	1		0	25	30
<b>Building G:</b>								
Room 2	Kindergarten (single session)	2003	Permanent	1		32	25	24
Room 3	Kindergarten (double session)	2003	Permanent	1		55	25	48
Room 4	Unused Classroom	2003	Permanent	1		0	25	24
<b>Relocatables:</b>								
Room 26	Testing	2005	Relocatable		1	0	25	24
Room 27	Unused Classroom	2005	Relocatable		1	0	25	24
Room 28	PE	2006	Relocatable		1	0	25	24
SC 2	Student Care (SC Funded)	2006	Relocatable			0	0	0
SC 1	Student Care (SC Funded)	2003	Relocatable			0	0	0
<b>Permanent Capacity</b>						<b>684</b>	<b>625</b>	<b>678</b>
<b>Relocatable Capacity</b>						<b>0</b>	<b>75</b>	<b>72</b>
<b>Total Capacity</b>				<b>25</b>	<b>3</b>	<b>684</b>	<b>700</b>	<b>750</b>

Percent of State Capacity: 98%

Percent of Optimal Capacity: 91%



# THEODORE JUDAH ELEMENTARY SCHOOL

**Location:** 101 Dean Way  
Folsom, CA

**Grades Served:** K-6

**Built:** 1950/1953/1957/1959/1960/1985/1987

**Services:** The Academy

**Building Area:** 45,093 SF

STARS

**Site Acreage:** 13.42 Acres

Student Care



## Theodore Judah Elementary School

						Student Loading		
Bldg/Class room	Current Usage	Year Built	Type of Construction	Perm CR	Relo CR	Loading 10/2012	State	District Optimal
Admin	Administration	1950	Permanent			0	0	0
MP	Multipurpose	1961	Permanent			0	0	0
Room 1	2nd Grade	1950	Permanent	1		31	25	24
Room 2	1st Grade	1950	Permanent	1		30	25	24
Room 3	Staff Lounge	1950	Permanent			0	0	0
Room 4	1st Grade	1950	Permanent	1		32	25	24
Room 5	1st Grade	1950	Permanent	1		29	25	24
Room 6	5th Grade	1950	Permanent	1		33	25	30
Room 7	Computer Lab	1953	Permanent			0	0	0
Room 8	4th Grade	1953	Permanent	1		26	25	30
Room 9	4th Grade	1953	Permanent	1		28	25	30
Room 10	4th Grade	1953	Permanent	1		26	25	30
Room 11	3rd Grade	1958	Permanent	1		32	25	24
Room 12	Student Care Overflow	1958	Permanent	1		0	25	30
Room 13	Learning Center	1958	Permanent	1		0	25	30
Room 14	Learning Center	1958	Permanent	1		0	25	30
Rm 15/15A	Undersized / Psych	1958	Permanent			0	0	0
Room 16	2nd Grade	1959	Permanent	1		25	25	24
Room 17	5th Grade	1959	Permanent	1		29	25	30
Room 18	3rd Grade	1959	Permanent	1		27	25	24
Room 19	3rd Grade	1959	Permanent	1		28	25	24
Room 20	Kindergarten (single session)	1985	Relocatable		1	30	25	24
Room 21	PIP	1985	Relocatable		1	0	25	30
Room 22	Science Lab	1985	Relocatable		1	0	25	30
Room 23	STARS	1985	Relocatable		1	0	25	24
Room K-1	Preschool	1959	Permanent	1		0	25	24
Room K-2	Kindergarten (single session)	1959	Permanent	1		30	25	24
Library	Library	1988	Relocatable			0	0	0
SC	Student Care (SC Funded)	1988	Relocatable			0	0	0
Permanent Capacity						406	450	480
Relocatable Capacity						30	100	108
Total Capacity				18	4	436	550	588

Percent of State Capacity: 79%  
 Percent of Optimal Capacity: 74%



**FOLSOM MIDDLE SCHOOL**

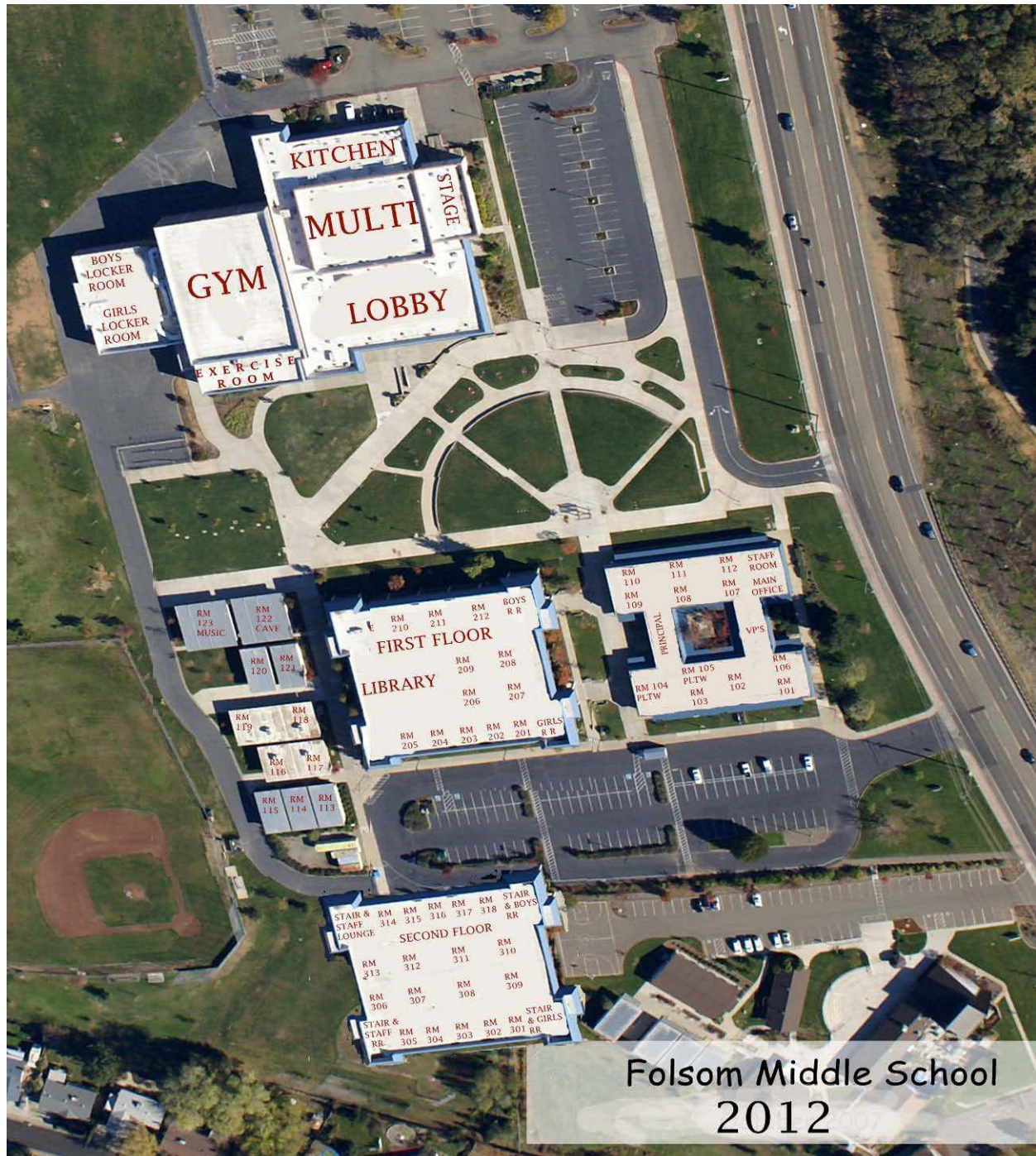
**Location:** 500 Blue Ravine Rd  
Folsom, CA

**Built:** 1968/1985/1989/1991/1995/1999/2003

**Building Area:** 154,333 SF

**Site Acreage:** 37.74 Acres

**Grades Served:** 6-8



## Folsom Middle School

Folsom Middle School						Student Loading		
Bldg / Classroom	Current Usage	Year Built	Type of Construction	Perm CR	Relo CR	Loading 10/2012	State	District Optimal
Bldg. A								
Rm 101	Unused Classroom	1968	Permanent	1		0	27	27
Rm 102/3	Art/Classroom	1968	Permanent	1		34	27	27
Rm 104/5	PLTW Classroom	1968	Permanent	1		34	27	27
Rm 106	In-house Suspension	1968	Permanent	1		0	27	27
Rm 107	Non-severe Special Ed	1968	Permanent	1		13	13	12
Rm 108	Non-severe Special Ed	1968	Permanent	1		11	13	12
Rm 109	Homework Club	1968	Permanent	1		0	27	27
Rm 110	Social Science	1968	Permanent	1		34	27	27
Rm 111	RTI Learning Center	1968	Permanent	1		0	27	27
Rm 112	Unused Classroom	1968	Permanent	1		0	27	27
2-Story - 1st Floor								
Rm 201	6th Grade	1995	Permanent	1		34	27	27
Rm 202	6th Grade	1995	Permanent	1		34	27	27
Rm 203	6th Grade	1995	Permanent	1		34	27	27
Rm 204	6th Grade	1995	Permanent	1		34	27	27
Rm 205	6th Grade	1995	Permanent	1		34	27	27
Rm 206	6th Grade	1995	Permanent	1		34	27	27
Rm 207	6th Grade	1995	Permanent	1		34	27	27
Rm 208	6th Grade	1995	Permanent	1		34	27	27
Rm 209	6th Grade	1995	Permanent	1		34	27	27
Rm 210	Computer Lab	1995	Permanent			0	0	0
Rm 211	6th Grade	1995	Permanent	1		34	27	27
Rm 212	Home Ec	1995	Permanent	1		34	27	27
Rm 222	Staff Lounge	1995	Permanent			0	0	0
Library	Library	1995	Permanent			0	0	0
2-Story - 2nd Floor:								
Rm 301	7th Grade	1995	Permanent	1		34	27	27
Rm 302	8th Grade	1995	Permanent	1		34	27	27
Rm 303	8th Grade	1995	Permanent	1		34	27	27
Rm 304	7th Grade	1995	Permanent	1		34	27	27
Rm 305	7th Grade	1995	Permanent	1		34	27	27
Rm 306	8th Grade	1995	Permanent	1		34	27	27
Rm 307	7th/8th Grade	1995	Permanent	1		34	27	27
Rm 308	7th/8th Grade	1995	Permanent	1		34	27	27
Rm 309	7th/8th Grade	1995	Permanent	1		34	27	27
Rm 310	8th Grade	1995	Permanent	1		34	27	27
Rm 311	7th/8th Grade	1995	Permanent	1		34	27	27
Rm 312	7th Grade	1995	Permanent	1		34	27	27
Rm 313	7th Grade	1995	Permanent	1		34	27	27
Rm 314	8th Grade	1995	Permanent	1		34	27	27
Rm 315	8th Grade	1995	Permanent	1		34	27	27
Rm 316	8th Grade	1995	Permanent	1		34	27	27
Rm 317	8th Grade	1995	Permanent	1		34	27	27
Rm 318	7th/8th Grade	1995	Permanent	1		34	27	27
Gymnasium	Gymnasium	2003	Permanent			0	0	0

## Folsom Middle School

						Student Loading		
Bldg / Classroom	Current Usage	Year Built	Type of Construction	Perm CR	Relo CR	Loading 10/2012	State	District Optimal
MP	Multipurpose	1995	Permanent			0	0	0
<b>Relocatables</b>								
Rm 113	Algebra	1999	Relocatable		1	34	27	27
Rm 114	Unused Classroom	1999	Relocatable		1	0	27	27
Rm 115	Unused Classroom	1999	Relocatable		1	0	27	27
Rm 116	Chorus	1985	Relocatable		1	34	27	27
Rm 117	Unused Classroom	1985	Relocatable		1	0	27	27
Rm 118	Unused Classroom	1985	Relocatable		1	0	27	27
Rm 119	Unused Classroom	1985	Relocatable		1	0	27	27
Rm 120	Unused Classroom	1989	Relocatable		1	0	27	27
Rm 121	English	1989	Relocatable		1	34	27	27
Rm 122	The Cave	1991	Relocatable			0	0	0
Rm 123	Music	1991	Relocatable		1	34	27	27
<b>Permanent Capacity</b>						<b>1112</b>	<b>1025</b>	<b>1023</b>
<b>Relocatable Capacity</b>						<b>136</b>	<b>270</b>	<b>270</b>
<b>Total Capacity</b>				<b>39</b>	<b>10</b>	<b>1248</b>	<b>1295</b>	<b>1293</b>

Percent of State Capacity: 96%

Percent of Optimal Capacity: 97%


*Page intentionally left blank*



# SUTTER MIDDLE SCHOOL

<b>Location:</b>	715 Riley St Folsom, CA
<b>Built:</b>	1927/1932/1951/1954/1956/1957/1961 1963/1989/1990/1992/1993/1995/1999 2005
<b>Building Area:</b>	114,124 SF
<b>Site Acreage:</b>	21.80 Acres

**Grades Served:** 6-8



## Sutter Middle School

Sutter Middle School						Student Loading		
Bldg / Classroom	Current Usage	Year Built	Type of Construction	Perm CR	Relo CR	Loading 10/2012	State	District Optimal
Bldg. A								
Room A1	Science	2005	Relocatable		1	33	27	27
Room A2	Science	2005	Relocatable		1	33	27	27
Room A4	Math	1992	Relocatable		1	33	27	27
Room A5	English	1992	Relocatable		1	33	27	27
Room A6	Unused Classroom	1992	Relocatable		1	0	27	27
Room A7	Advisory	1990	Relocatable		1	0	27	27
Room A8	Social Science	1990	Relocatable		1	33	27	27
Room A9	English	1990	Relocatable		1	33	27	27
Room A10	Spanish	1992	Relocatable		1	33	27	27
Room A11	Science	1993	Relocatable		1	33	27	27
Room A12	English	1993	Relocatable		1	33	27	27
Room A13	Advisory	1993	Relocatable		1	0	27	27
Room A14	Charter	1993	Relocatable			0	0	0
Room A15	Charter	1993	Relocatable			0	0	0
Room A16	Charter	1993	Relocatable			0	0	0
Room A17	Charter	1993	Relocatable			0	0	0
Room A18	Charter	1993	Relocatable			0	0	0
Room A21	Math	1999	Relocatable		1	33	27	27
Room A22	Social Science	1999	Relocatable		1	33	27	27
Room A23	Non-severe Special Ed	1999	Relocatable		1	10	13	12
Bldg. B:								
Room B1	Science	1961	Permanent	1		33	27	27
Room B2	Science	1961	Permanent	1		33	27	27
Room B3	Science	1961	Permanent	1		33	27	27
Room B4	Science	1961	Permanent	1		33	27	27
Room B5	Non-severe Special Ed	1961	Permanent	1		17	12	12
Room B6	Social Science	1961	Permanent	1		33	27	27
Room B7	English	1961	Permanent	1		33	27	27
Room B8	Severe Special Education	1961	Permanent	1		9	9	9
Room B9	Special Ed Kitchen	1961	Permanent			0	0	0
Room B10	Severe Special Education	1961	Permanent	1		9	9	9
Room B11	Math	1961	Permanent	1		33	27	27
Room B12	English	1961	Permanent	1		33	27	27
Room B13	Resource Specialist	1961	Permanent	1		0	27	27
Room B14	Non-severe Special Ed	1961	Permanent	1		15	12	12
Room B15	Math	1961	Permanent	1		33	27	27
Room B16	Algebra	1961	Permanent	1		33	27	27
Room B17	English	1961	Permanent	1		33	27	27
Room B18	English	1961	Permanent	1		33	27	27
Room B19	Social Science	1961	Permanent	1		33	27	27
Room B20	Social Science	1961	Permanent	1		33	27	27
Room B21	English	1961	Permanent	1		33	27	27
Bldg. C:								
Room C1	Math	1954	Permanent	1		33	27	27
Room C2	English	1954	Permanent	1		33	27	27



## Sutter Middle School

Bldg / Classroom	Current Usage	Year Built	Type of Construction	Perm CR	Relo CR	Student Loading		
						Loading 10/2012	State	District Optimal
Room C3	English	1954	Permanent	1		33	27	27
Room C4	English	1954	Permanent	1		33	27	27
Room C5	English	1954	Permanent	1		33	27	27
Room C6	Science	1954	Permanent	1		33	27	27
Room C7	Science	1954	Permanent	1		33	27	27
Room C8	Science	1954	Permanent	1		33	27	27
<b>Bldg. D:</b>								
Room D1	Art	1950	Permanent	1		33	27	27
Room D2	Lunch Overflow	1950	Permanent			0	0	0
<b>Bldg. M:</b>								
Room M1	Music	1961	Permanent	1		33	27	27
Room M2	Music	1961	Permanent	1		33	27	27
<b>Bldg. S:</b>								
Room S1	Weight Room	1961	Permanent			0	0	0
Room S2	PLTW Classroom	1961	Permanent	1		33	27	27
Room S3	The CAVE	1961	Permanent			0	0	0
Admin	Administration	1961	Permanent			0	0	0
MP	Multipurpose	1957	Permanent			0	0	0
Gym	Gymnasium	1962	Permanent			0	0	0
Library	Library	1927	Permanent			0	0	0
<b>Permanent Capacity</b>						<b>941</b>	<b>798</b>	<b>798</b>
<b>Relocatable Capacity</b>						<b>373</b>	<b>391</b>	<b>390</b>
<b>Total Capacity</b>				<b>32</b>	<b>15</b>	<b>1314</b>	<b>1189</b>	<b>1188</b>

Percent of State Capacity: 111%

Percent of Optimal Capacity: 111%

*Page intentionally left blank*

# FOLSOM HIGH SCHOOL

**Location:** 1655 Iron Point Rd  
Folsom, CA  
**Built:** 1998/2000/2002/2003/2004/2005  
**Building Area:** 263,177 SF  
**Site Acreage:** 61.8 Acres

**Grades Served:** 9-12





# Folsom High School

						Student Loading		
Bldg / Classroom	Current Usage	Year Built	Type of Construction	Perm CR	Relo CR	Loading 10/2012	State	District Optimal
Admin	Administration	1997	Permanent			0	0	0
<b>SETA Bldg:</b>								
Room H101	Speech	1997	Permanent	1		27	27	28
Room H102	English	1997	Permanent	1		27	27	28
Room H103	Economics	1997	Permanent	1		27	27	28
Room H104	English	1997	Permanent	1		27	27	28
Room H105	Food/Nutrition	1997	Permanent	1		27	27	28
Room H106	English	1997	Permanent	1		27	27	28
Room H107	Severe Special Ed	1997	Permanent	1		12	9	9
Room H108	Unused Classroom	1997	Permanent	1		0	27	28
Room H109	ROP Bike Technology	1997	Permanent	1		27	27	28
Room H110	History	1997	Permanent	1		27	27	28
Room H201	Chemistry	1997	Permanent	1		27	27	28
Room H202	Chemistry	1997	Permanent	1		27	27	28
Room H203	Unused Classroom	1997	Permanent	1		0	27	28
Room H204	Classrom	1997	Permanent	1		27	27	28
Room H205	Engineering Design	1997	Permanent	1		27	27	28
Room H206	Physics	1997	Permanent	1		27	27	28
<b>Cluster B:</b>								
Room B101	Chemistry	2000	Permanent	1		27	27	28
Room B102	Earth Science	2000	Permanent	1		27	27	28
Room B103	Algebra	2000	Permanent	1		27	27	28
Room B104	Geometry	2000	Permanent	1		27	27	28
Room B105	Health/Life Skills	2000	Permanent	1		27	27	28
Room B106	Geometry	2000	Permanent	1		27	27	28
Room B107	Algebra	2000	Permanent	1		27	27	28
Room B108	Severe Special Ed	2000	Permanent	1		11	9	9
Room B109	Severe Special Ed	2000	Permanent	1		12	9	9
Room B110	Project Room	2000	Permanent			0	0	0
<b>Cluster C:</b>								
Room C101	Earth Science	2000	Permanent	1		27	27	28
Room C102	Biology	2000	Permanent	1		27	27	28
Room C103	Severe Special Education	2000	Permanent	1		10	27	28
Room C104	Algebra	2000	Permanent	1		27	27	28
Room C105	Algebra	2000	Permanent	1		27	27	28
Room C106	Calculus	2000	Permanent	1		27	27	28
Room C107	Algebra	2000	Permanent	1		27	27	28
Room C108	Algebra	2000	Permanent	1		27	27	28
Room C109	English	2000	Permanent	1		27	27	28
Room C110	Non-severe Special Ed	2000	Permanent	1		12	12	12
<b>ACA/IBA:</b>								
Room AC101	Media	2000	Permanent	1		0	27	28
Room AC102	IEP	2000	Permanent	1		0	27	28
Room AC103	Media Production	2000	Permanent	1		27	27	28
Room AC104	Art	2000	Permanent	1		27	27	28
Room AC105	Art	2000	Permanent	1		27	27	28

# Folsom High School

						Student Loading		
Bldg / Classroom	Current Usage	Year Built	Type of Construction	Perm CR	Relo CR	Loading 10/2012	State	District Optimal
Room AC106	Art	2000	Permanent	1		27	27	28
Room IB201	History	2000	Permanent	1		27	27	28
Room IB202	Economics	2000	Permanent	1		27	27	28
Room IB203	Computer Aps	2000	Permanent	1		27	27	28
Room IB204	Business Math	2000	Permanent	1		27	27	28
Room IB205	Digital Art	2000	Permanent	1		27	27	28
Room IB206	History	2000	Permanent	1		27	27	28
Room IB207	Geometry	2000	Permanent	1		27	27	28
<b>World Lang:</b>								
WL101	French	2000	Permanent	1		27	27	28
WL102	Spanish	2000	Permanent	1		27	27	28
WL103	Spanish	2000	Permanent	1		27	27	28
WL104	Spanish	2000	Permanent	1		27	27	28
WL105	French	2000	Permanent	1		27	27	28
WL106	Spanish	2000	Permanent	1		27	27	28
WL107	German	2000	Permanent	1		27	27	28
<b>Muisic:</b>								
M101	Choir	2000	Permanent	1		27	27	28
M102	Band	2000	Permanent	1		27	27	28
<b>Cluster A:</b>								
Room A101	Biology	1997	Permanent	1		27	27	28
Room A102	Forensics	1997	Permanent	1		27	27	28
Room A103	English	1997	Permanent	1		27	27	28
Room A104	English	1997	Permanent	1		27	27	28
Room A105	English	1997	Permanent	1		27	27	28
Room A106	English	1997	Permanent	1		27	27	28
Room A107	Severe Special Ed	1997	Permanent	1		9	9	9
Room A108	Severe Special Ed	1997	Permanent	1		9	9	9
Room A201	Biology	1997	Permanent	1		27	27	28
Room A202	Biology	1997	Permanent	1		27	27	28
Room A203	English	1997	Permanent	1		27	27	28
Room A204	English	1997	Permanent	1		27	27	28
Room A205	World Cultures	1997	Permanent	1		27	27	28
Room A206	World Cultures	1997	Permanent	1		27	27	28
Room A207	English	1997	Permanent	1		27	27	28
Room A208	English	1997	Permanent	1		27	27	28
<b>LRC Bldg.:</b>								
Library	Library	1997	Permanent			0	0	0
LRC 102	ROP	1997	Permanent	1		9	27	28
<b>Cluster D:</b>								
Room D101	Geometry	2000	Permanent	1		27	27	28
Room D102	Earth Science	2000	Permanent	1		27	27	28
Room D103	World Cultures	2000	Permanent	1		27	27	28
Room D104	Drivers Ed	2000	Permanent	1		27	27	28
Room D105	Spanish	2000	Permanent	1		27	27	28
Room D106	Health Ed	2000	Permanent	1		27	27	28
Room D107	Government	2000	Permanent	1		27	27	28

## Folsom High School

						Student Loading		
Bldg / Classroom	Current Usage	Year Built	Type of Construction	Perm CR	Relo CR	Loading 10/2012	State	District Optimal
Room D108	Severe Special Education	2000	Permanent	1		9	9	9
Room D109	History	2000	Permanent	1		27	27	28
<b>Theater :</b>								
Room T101	Drama	2004	Permanent	1		27	27	28
Theater	Theater	2004	Permanent			0	0	0
<b>Multipurpose</b>	Multipurpose	1997	Permanent			0	0	0
<b>Gymnasium</b>	Gymnasium	1997	Permanent			0	0	0
<b>Relocatables:</b>								
Room P101	Unused Classroom	2002	Relocatable		1	0	27	28
Room P102	Unused Classroom	2002	Relocatable		1	0	27	28
Room P103	Unused Classroom	2002	Relocatable		1	0	27	28
Room P104	Unused Classroom	2002	Relocatable		1	0	27	28
Room P109	Unused Classroom	2004	Relocatable		1	0	27	28
Room P110	Unused Classroom	2004	Relocatable		1	0	27	28
Room P111	Storage	1989	Relocatable			0	0	0
Room P112	Storage	1989	Relocatable			0	0	0
Room P113	Storage	1989	Relocatable			0	0	0
<b>Permanent Capacity</b>						<b>2010</b>	<b>2145</b>	<b>2222</b>
<b>Relocatable Capacity</b>						<b>0</b>	<b>162</b>	<b>168</b>
<b>Total Capacity</b>				<b>84</b>	<b>6</b>	<b>2010</b>	<b>2307</b>	<b>2390</b>

Percent of State Capacity: 87%  
 Percent of Optimal Capacity: 84%



# VISTA DEL LAGO HIGH SCHOOL

**Location:** 1970 Broadstone Pkwy  
Folsom, CA  
**Built:** 2007  
**Building Area:** 188,585 SF  
**Site Acreage:** 52.11 Acres

**Grades Served:** 9-12



## Vista del Lago High School

Bldg / Classroom	Current Usage	Year Built	Type of Construction	Perm CR	Relo CR	Student Loading		
						Loading 10/2012	State	District Optimal
Admin	Administration	2007	Permanent			0	0	0
MP	Multipurpose	2007	Permanent			0	0	0
Gymnasium	Gymnasium	2007	Permanent			0	0	0
Lockers	Locker Rooms	2007	Permanent			0	0	0
<b>Bldg. E:</b>								
Room E101	Algebra	2007	Permanent	1		27	27	28
Room E102	Algebra	2007	Permanent	1		27	27	28
Room E103	Algebra	2007	Permanent	1		27	27	28
Room E104	Algebra	2007	Permanent	1		27	27	28
Room E105	Pre-Calculus	2007	Permanent	1		27	27	28
Room E201	Physics	2007	Permanent	1		27	27	28
Room E202	Forensics	2007	Permanent	1		27	27	28
Room E203	Earth Science	2007	Permanent	1		27	27	28
Room E204	Algebra	2007	Permanent	1		27	27	28
Room E205	Biology	2007	Permanent	1		27	27	28
Room E206	Biology	2007	Permanent	1		27	27	28
Room E207	Chemistry	2007	Permanent	1		27	27	28
Room E208	Chemistry	2007	Permanent	1		27	27	28
Room E209	Biology	2007	Permanent	1		27	27	28
Room E210	Project Room	2007	Permanent	1		0	27	28
<b>Bldg. F:</b>								
Library	Library	2008	Permanent			0	0	0
<b>Bldg. G:</b>								
Room G101	Music	2008	Permanent	1		27	27	28
Room G102	Theater	2008	Permanent	1		27	27	28
Room G103	Drama	2008	Permanent	1		27	27	28
Room G104	Beginning Computers	2008	Permanent	1		27	27	28
Room G105	Speech	2008	Permanent	1		27	27	28
Room G106	Calculus	2008	Permanent	1		27	27	28
Room G107	Government	2008	Permanent	1		27	27	28
Room G108	Beginning Computers	2008	Permanent	1		27	27	28
Room G201	Drawing	2008	Permanent	1		27	27	28
Room G202	Ceramics	2008	Permanent	1		27	27	28
Room G203	Newspaper	2008	Permanent	1		27	27	28
Room G204	Broadcasting	2008	Permanent	1		27	27	28
Room G205	Severe Special Education	2008	Permanent	1		6	9	9
Room G206	Severe Special Education	2008	Permanent	1		8	9	9
Room G207	Fitness	2008	Permanent	1		27	27	28
Room G208	Social Science	2008	Permanent	1		27	27	28
Room G209	Non-severe Special Ed	2008	Permanent	1		13	12	12
Room G210	Animation	2008	Permanent	1		27	27	28
Room G211	Engineering	2008	Permanent	1		27	27	28
Room G212	Engineering	2008	Permanent	1		27	27	28
<b>Bldg. H:</b>								
Room H101	English	2007	Permanent	1		27	27	28
Room H102	English	2007	Permanent	1		27	27	28
Room H103	English	2007	Permanent	1		27	27	28

## Vista del Lago High School

						Student Loading		
Bldg / Classroom	Current Usage	Year Built	Type of Construction	Perm CR	Relo CR	Loading 10/2012	State	District Optimal
Room H104	Project Room (Using as CR)	2007	Permanent	1		27	27	28
Room H105	English	2007	Permanent	1		27	27	28
Room H106	English	2007	Permanent	1		27	27	28
Room H107	English	2007	Permanent	1		27	27	28
Room H108	French	2007	Permanent	1		27	27	28
Room H109	English	2007	Permanent	1		27	27	28
Room H110	English	2007	Permanent	1		27	27	28
Room H111	Algebra	2007	Permanent	1		27	27	28
Room H201	Spanish	2007	Permanent	1		27	27	28
Room H202	Spanish	2007	Permanent	1		27	27	28
Room H203	Spanish	2007	Permanent	1		27	27	28
Room H204	Project Room (Using as CR)	2007	Permanent	1		27	27	28
Room H205	World History	2007	Permanent	1		27	27	28
Room H206	Government	2007	Permanent	1		27	27	28
Room H207	US History	2007	Permanent	1		27	27	28
Room H208	US History	2007	Permanent	1		27	27	28
Room H209	Health Ed	2007	Permanent	1		27	27	28
Room H210	Drivers Ed	2007	Permanent	1		27	27	28
Room H211	Spanish	2007	Permanent	1		27	27	28
Permanent Capacity						1458	1488	1542
Relocatable Capacity						0	0	0
Total Capacity				57	0	1458	1488	1542

Percent of State Capacity: 98%  
 Percent of Optimal Capacity: 95%



*Page intentionally left blank*

## FOLSOM LAKE HIGH SCHOOL

**Location:** 955 Riley St  
Folsom, CA  
**Built:** 2000/2001  
**Building Area:** 13,920 SF  
**Site Acreage:** On District Office Site

**Grades Served:** 9-12



## Folsom Lake High School

						Student Loading		
Bldg / Classroom	Current Usage	Year Built	Type of Construction	Perm CR	Relo CR	Loading 10/2012	State	District Optimal
Room 1	Classroom	2000	Relocatable		1	17	27	20
Room 2	Classroom	2000	Relocatable		1	0	27	20
Room 3	Classroom	2000	Relocatable		1	19	27	20
Room 4	Classroom	2000	Relocatable		1	20	27	20
Room 5	Cafeteria	2000	Relocatable			0	0	0
Room 6	Classroom	2000	Relocatable		1	13	27	20
Room 7	Classroom	2000	Relocatable		1	14	27	20
Room 8	Classroom	2000	Relocatable		1	12	27	20
Room 9	Library	2000	Relocatable			0	0	0
Room 10	Special Education / ILS	2001	Relocatable		1	22	13	20
Admin	Administration	2000	Relocatable			0	0	0
Permanent Capacity						0	0	0
Relocatable Capacity						117	202	160
Total Capacity				0	8	117	202	160

Percent of State Capacity: 58%  
 Percent of Optimal Capacity: 73%



# CORDOVA GARDENS ELEMENTARY SCHOOL

**Location:** 2400 Dawes St  
Rancho Cordova, CA  
**Built:** 1958/1959/1960/1962/1988  
**Building Area:** 38,424 SF  
**Site Acreage:** 12.0 Acres

**Grades Served:** K-6  
**Services:** Spanish Language Magnet  
STARS  
Opportunity



## Cordova Gardens Elementary School

Bldg / Classroom	Current Usage	Year Built	Type of Construction	Perm CR	Relo CR	Student Loading		
						Loading 10/2012	State	District Optimal
Room 1	1st Grade	1959	Permanent	1		30	25	24
Room 2	1st Grade	1959	Permanent	1		29	25	24
Room 3	2nd Grade	1959	Permanent	1		27	25	24
Room 4	2nd Grade	1959	Permanent	1		27	25	24
Room 5	Non-severe Special Ed	1959	Permanent	1		16	13	12
Room 6	Computer Lab	1959	Permanent			0	0	0
Room 7	Library	1959	Permanent			0	0	0
Room 8	Resource Specialist	1959	Permanent	1		0	25	24
Room 9	Opportunity	1959	Permanent	1		5	25	24
Room 10	Kindergarten (single session)	1959	Permanent	1		31	25	24
Room 11	Non-severe Special Ed	1959	Permanent	1		11	13	12
Room 12	Music / STARS	1959	Permanent	1		0	25	24
Room 13	3rd Grade	1959	Permanent	1		30	25	24
Room 14	4th Grade	1959	Permanent	1		23	25	30
Room 15	3rd/4th Grade	1959	Permanent	1		30	25	30
Room 16	Art	1960	Permanent	1		0	25	24
Room 17	4th/5th Grade	1960	Permanent	1		32	25	30
Room 18	5th Grade	1960	Permanent	1		32	25	30
Room 19	6th Grade	1960	Permanent	1		32	25	30
Room K-1	Kindergarten (single session)	1959	Permanent	1		31	25	24
Room K-2	Non-severe Special Ed	1959	Permanent	1		9	13	12
Admin	Administration	1959	Permanent			0	0	0
MP	Multipurpose	1962	Permanent			0	0	0
S C	Student Care (SC Funded)	1994	Relocatable			0	0	0
Permanent Capacity						395	439	450
Relocatable Capacity						0	0	0
Total Capacity				19	0	395	439	450


Percent of State Capacity: 90%

Percent of Optimal Capacity: 88%



# CORDOVA LANE ELEMENTARY SCHOOL

<b>Location:</b>	2460 Cordova Ln Rancho Cordova, CA	<b>Grades Served:</b>	Preschool Special Ed
<b>Built:</b>	1954/1959/1960/1988/1998/2004	<b>Services:</b>	State/Federal Preschool
<b>Building Area:</b>	35,261 SF		
<b>Site Acreage:</b>	10.0 Acres		





## Cordova Lane Elementary School

						Student Loading		
Bldg / Classroom	Current Usage	Year Built	Type of Construction	Perm CR	Relo CR	Loading 10/2012	State	District Optimal
Room 1	Severe Special Education	1960	Permanent	1		8	9	9
Room 2	Severe Special Education	1960	Permanent	1		3	9	9
Room 3	Special Ed Time-out	1960	Permanent	1		0	9	9
Room 4	Storage	1960	Permanent	1		0	25	24
Room 5	Storage	1960	Permanent	1		0	25	24
Room 6	Storage	1960	Permanent	1		0	25	24
Room 7	State/Federal Preschool	1959	Permanent	1		0	25	24
Room 8	Severe Special Education	1959	Permanent	1		12	9	9
Room 9	Unused Classroom	1959	Permanent	1		0	25	30
Room 10	Unused Classroom	1959	Permanent	1		0	25	30
Room 11	Unused Classroom	1959	Permanent	1		0	25	30
Room 12	Severe Special Education	1959	Permanent	1		0	25	24
Room 13	Preschool SDC Office	1959	Permanent	1		0	25	30
Room 14	Preschool SDC Office	1959	Permanent	1		0	25	24
Room 15	STARS Storage	1959	Permanent	1		0	25	24
Room 16	Conference Room	1960	Permanent	1		0	25	24
Room 17	STARS Office	1960	Permanent	1		0	25	24
Room 18	Storage	1960	Permanent	1		0	25	24
Room 19	Vista Storage	1960	Permanent	1		0	25	24
Room 20	Vista Office	1960	Permanent	1		0	25	24
Admin	Administration	1959	Permanent			0	0	0
MP	Multipurpose	1991	Permanent			0	0	0
Library	Library	1988	Relocatable			0	0	0
Trailer	Storage/Conference	2004	Relocatable			0	0	0
Room 22	Sold to Sac Metro FD	1997	Relocatable					
Room 23	Sold to Sac Metro FD	1997	Relocatable					
Room 24	Sold to Sac Metro FD	1998	Relocatable					
Room 25	Sold to Sac Metro FD	1998	Relocatable					
<b>Permanent Capacity</b>						<b>23</b>	<b>436</b>	<b>444</b>
<b>Relocatable Capacity</b>						<b>0</b>	<b>0</b>	<b>0</b>
<b>Total Capacity</b>				<b>20</b>	<b>0</b>	<b>23</b>	<b>436</b>	<b>444</b>

Percent of State Capacity: 5%

Percent of Optimal Capacity: 5%

# CORDOVA MEADOWS ELEMENTARY SCHOOL

**Location:** 2550 La Loma Dr  
Rancho Cordova, CA  
**Built:** 1965/1966/1968/1985/1989/1996/1998  
1999/2000/2001/2002/2003/2004/2011  
**Building Area:** 33,867 SF  
**Site Acreage:** 9.96 Acres

**Grades Served:** K-5  
**Services:** STARS



## Cordova Meadows Elementary School

Cordova Meadows Elementary School						Student Loading		
Bldg / Classroom	Current Usage	Year Built	Type of Construction	Perm CR	Relo CR	Loading 10/2012	State	District Optimal
Bldg. A:								
Room A-1	Kindergarten (single session)	1965	Permanent	1		32	25	24
Room A-2	Kindergarten (single session)	1965	Permanent	1		31	25	24
Bldg. B:								
Room B-1	2nd Grade	1965	Permanent	1		31	25	24
Room B-2	1st Grade	1965	Permanent	1		32	25	24
Room B-3	Interventions	1965	Permanent	1		0	25	24
Room B-4	Music/Keyboarding	1965	Permanent	1		0	25	24
MP	Multipurpose	1965	Permanent			0	0	0
Bldg. C:								
Admin	Administration	1968	Permanent			0	0	0
Library	Library	1968	Permanent			0	0	0
Lab	Computer Lab	1968	Permanent			0	0	0
Room C-4	Non-severe Special Ed	1968	Permanent	1		2	13	12
Room C-5	5th Grade	1968	Permanent	1		29	25	30
Room C-6	5th Grade	1968	Permanent	1		30	25	30
Relocatables:								
Room C-7	4th Grade	1998	Relocatable		1	25	25	30
Room C-8	4th Grade	1998	Relocatable		1	25	25	30
Room C-9	3rd Grade	1999	Relocatable		1	31	25	24
Room C-10	3rd Grade	2000	Relocatable		1	31	25	24
Rms D1-D7	Small Group Instruction	1998	Relocatable			0	0	0
Rms E1-E6	Small Group Instruction	2004	Relocatable			0	0	0
Room B-5	2nd Grade	1985	Relocatable		1	30	25	24
Room B-6	Storage	1985	Relocatable		1	0	25	24
Room B-7	1st Grade	1997	Relocatable		1	31	25	24
Room B-8	Music	1998	Relocatable		1	0	25	30
Preschool	Preschool (preschool funded)	2008	Relocatable			0	0	0
S C	Student Care (SC funded)	2004	Relocatable			0	0	0
Storage	Storage	1966	Relocatable			0	0	0
Permanent Capacity						187	213	216
Relocatable Capacity						173	200	210
Total Capacity				9	8	360	413	426

Percent of State Capacity: 87%

Percent of Optimal Capacity: 85%



# CORDOVA VILLA ELEMENTARY SCHOOL

<b>Location:</b>	10359 S White Rock Rd Rancho Cordova, CA	<b>Grades Served:</b>	K-5 Preschool Special Ed
<b>Built:</b>	1966/1969/1975/1997/1998/2003/2009	<b>Services:</b>	Junior Kindergarten
<b>Building Area:</b>	45,313 SF		STARS
<b>Site Acreage:</b>	10.81 Acres		



## Cordova Villa Elementary School

Cordova Villa Elementary School						Student Loading		
Bldg / Classroom	Current Usage	Year Built	Type of Construction	Perm CR	Relo CR	Loading 10/2012	State	District Optimal
Main Pod:								
Admin	Administration	1969	Permanent			0	0	0
Library	Library	1969	Permanent			0	0	0
Room 1	2nd Grade	1969	Permanent	1		27	25	24
Room 2	2nd Grade	1969	Permanent	1		26	25	24
Room 3	Title 1	1969	Permanent	1		0	25	24
Room 4	2nd Grade	1969	Permanent	1		28	25	24
Room 5	Title 1	1969	Permanent	1		0	25	24
Room 6	Title 1	1969	Permanent	1		0	25	24
Room 7	1st Grade	1969	Permanent	1		30	25	24
Room 8	1st Grade	1969	Permanent	1		31	25	24
Room 9	1st Grade	1969	Permanent	1		31	25	24
Room 10	Conference Room	1969	Permanent			0	0	0
Relocatables:								
Room K-1	Kindergarten (single session)	2010	Relocatable		1	32	25	24
Room K-2	Kindergarten (single session)	2010	Relocatable		1	27	25	24
Room 11	Severe Special Education	2003	Relocatable		1	11	9	9
Room 12	Severe Special Education	2003	Relocatable		1	8	9	9
Room 13	Non-severe Special Ed	2003	Relocatable		1	13	13	12
Room 14	4th Grade	1998	Relocatable		1	33	25	30
Room 15	4th Grade	1994	Relocatable		1	34	25	30
Room 16	5th Grade	1997	Relocatable		1	27	25	30
Room 17	5th Grade	1997	Relocatable		1	24	25	30
Room 18	Computer Lab	2003	Relocatable			0	0	0
Room 19	3rd Grade	2003	Relocatable		1	31	25	24
Room 20	3rd Grade	2003	Relocatable		1	31	25	24
Room 21	Speech (undersized)	2003	Relocatable			0	0	0
Room 22	Psychologist (undersized)	2003	Relocatable			0	0	0
Room 23	Resource Specialist (undersized)	2003	Relocatable			0	0	0
MP	Multipurpose	2010	Relocatable			0	0	0
Villa Center:								
STARS	STARS	1998	Relocatable			0	0	0
Preschool	Preschool / Title 1	1966	Permanent	1		0	25	0
Preschool	Severe Special Education	1966	Permanent	1		15	9	9
Permanent Capacity						188	225	216
Relocatable Capacity						286	265	255
Total Capacity				11	11	474	490	471

Percent of State Capacity: 97%


Percent of Optimal Capacity: 101%



## MATHER HEIGHTS ELEMENTARY SCHOOL

**Location:** 4370 School Rd  
Mather, CA  
**Built:** 1951/1953/1966/2004  
**Building Area:** 42,900 SF  
**Site Acreage:** 11.85 Acres

**Grades Served:** K-6  
**Services:** The Academy  
Student Care





# Mather Heights Elementary School

						Student Loading		
Bldg / Classroom	Current Usage	Year Built	Type of Construction	Perm CR	Relo CR	Loading 10/2012	State	District Optimal
<b>Bldg. A:</b>								
Admin	Administration	1951	Permanent			0	0	0
Room 9	Staff Room	1951	Permanent			0	0	0
Room 10	2nd/3rd Grade	1951	Permanent	1		30	25	24
Room 11	2nd Grade	1951	Permanent	1		29	25	24
Room 12	3rd Grade	1951	Permanent	1		32	25	24
Room 13	5th Grade	1951	Permanent	1		32	25	30
Room 14	5th/6th Grade	1951	Permanent	1		34	25	30
Room 15	4th Grade	1951	Permanent	1		34	25	30
<b>Bldg. B:</b>								
Room 16	Computer Lab	1951	Permanent			0	0	0
Room 17	6th Grade	1951	Permanent	1		27	25	30
Room 18	5th Grade	1951	Permanent	1		30	25	30
Room 19	4th Grade	1951	Permanent	1		27	25	30
Room 20	3rd Grade	1951	Permanent	1		32	25	24
Room 21	2nd Grade	1951	Permanent	1		30	25	24
<b>Bldg. C:</b>								
MP	Multipurpose	1951	Permanent			0	0	0
Library	Library	1951	Permanent			0	0	0
<b>Bldg. D:</b>								
Room 3	Conference Room	1951	Permanent	1		0	25	24
Room 4	Unused Classroom	1951	Permanent	1		0	25	24
Room 5	1st Grade	1951	Permanent	1		30	25	24
Room 6	Learning Center	1951	Permanent	1		0	25	24
Room 7	1st Grade	1951	Permanent	1		24	25	24
Room 8	1st Grade	1951	Permanent	1		22	25	24
<b>Bldg. E:</b>								
Room K1	Kindergarten (single session)	1951	Permanent	1		26	25	24
Room K2	Kindergarten (single session)	1951	Permanent	1		27	25	24
Portable 1	PE	1966	Relocatable		1	0	25	24
S C	Student Care (SC funded)	2004	Relocatable			0	0	0
<b>Permanent Capacity</b>						<b>466</b>	<b>475</b>	<b>492</b>
<b>Relocatable Capacity</b>						<b>0</b>	<b>25</b>	<b>24</b>
<b>Total Capacity</b>				<b>19</b>	<b>1</b>	<b>466</b>	<b>500</b>	<b>516</b>

Percent of State Capacity: 93%  
Percent of Optimal Capacity: 90%

## NAVIGATOR ELEMENTARY SCHOOL

**Location:** 10679 Bear Hollow Dr  
Rancho Cordova, CA  
**Built:** 2006  
**Building Area:** 47,850 SF  
**Site Acreage:** 9.63 Acres

**Grades Served:** K-5  
**Services:** Student Care  
Starbase



## Navigator Elementary School

						Student Loading		
Bldg / Classroom	Current Usage	Year Built	Type of Construction	Perm CR	Relo CR	Loading 10/2012	State	District Optimal
<b>Building A:</b>								
Admin	Administration	2006	Permanent			0	0	0
<b>Building B:</b>								
MP	Multipurpose	2006	Permanent			0	0	0
Room 1	PE	2006	Permanent	1		0	25	24
<b>Bldg C:</b>								
Room 2	Kindergarten (single session)	2006	Permanent	1		32	25	24
Room 3	Kindergarten (single session)	2006	Permanent	1		31	25	24
Room 4	Kindergarten (single session)	2006	Permanent	1		32	25	24
<b>Bldg. D:</b>								
Library	Library	2006	Permanent			0	0	0
Room 26	Resource Specialist	2006	Permanent	1		0	25	30
<b>Building E:</b>								
Room 6	1st Grade	2006	Permanent	1		30	25	24
Room 7	Unused Classroom	2006	Permanent	1		0	25	24
Room 8	Severe Special Ed	2006	Permanent	1		8	9	9
Room 9	Severe Special Ed	2006	Permanent	1		8	9	9
Room 10	2nd Grade	2006	Permanent	1		30	25	24
Room 11	2nd Grade	2006	Permanent	1		31	25	24
Room 12	Occupational Therapy	2006	Permanent	1		0	9	0
Room 13	1st Grade	2006	Permanent	1		30	25	24
<b>Building F:</b>								
Room 14	3rd Grade	2006	Permanent	1		32	25	24
Room 15	3rd Grade	2006	Permanent	1		32	25	24
Room 16	Starbase	2006	Permanent	1		0	25	24
Room 17	Starbase	2006	Permanent	1		0	25	24
Room 18	Resource Specialist	2006	Permanent	1		0	25	30
Room 19	Unused Classroom	2006	Permanent	1		0	25	30
<b>Building G:</b>								
Room 20	4th Grade	2006	Permanent	1		32	25	30
Room 21	Severe Special Ed	2006	Permanent	1		9	9	9
Room 22	5th Grade	2006	Permanent	1		31	25	30
Room 23	Severe Special Ed	2006	Permanent	1		7	9	9
Room 24	Unused Classroom	2006	Permanent	1		0	25	30
Room 25	4th/5th Grade	2006	Permanent	1		33	25	30
S C	Student Care (SC Funded)	2006	Relocatable			0	0	0
<b>Permanent Capacity</b>						<b>408</b>	<b>545</b>	<b>558</b>
<b>Relocatable Capacity</b>						<b>0</b>	<b>0</b>	<b>0</b>
<b>Total Capacity</b>				<b>25</b>	<b>0</b>	<b>408</b>	<b>545</b>	<b>558</b>

Percent of State Capacity: 75%

Percent of Optimal Capacity: 73%



## PETER J SHIELDS ELEMENTARY SCHOOL

**Location:** 10434 Georgetown Dr  
Rancho Cordova, CA  
**Built:** 1961/1962/1989/1991/1997  
**Building Area:** 34,006 SF  
**Site Acreage:** 9.22 Acres

**Grades Served:** K-5  
**Services:** Student Care  
STARS



## Peter J Shields Elementary School

						Student Loading		
Bldg / Classroom	Current Usage	Year Built	Type of Construction	Perm CR	Relo CR	Loading 10/2012	State	District Optimal
<b>Bldg. A:</b>								
Room 1	Kindergarten (single session)	1961	Permanent	1		30	25	24
Room 2	Kindergarten (single session)	1961	Permanent	1		29	25	24
<b>Bldg. B:</b>								
MP	Multipurpose	1991	Permanent			0	0	0
<b>Bldg. C:</b>								
Room 6	3rd Grade	1961	Permanent	1		31	25	24
Room 7	4th Grade	1961	Permanent	1		33	25	30
Room 8	5th Grade	1961	Permanent	1		31	25	30
<b>Bldg. D:</b>								
Room 3	3rd Grade	1961	Permanent	1		31	25	24
Room 4	4th Grade	1961	Permanent	1		30	25	30
Room 5	5th Grade	1961	Permanent	1		31	25	30
<b>Bldg. E:</b>								
Room 9	Computer Lab	1962	Permanent			0	0	0
Room 10	Library	1962	Permanent			0	0	0
Room 11	Resource Specialist	1962	Permanent	1		0	25	24
<b>Bldg. F:</b>								
Admin	Administration	1961	Permanent			0	0	0
<b>Bldg. G:</b>								
Room 12	1st Grade	1962	Permanent	1		31	25	24
Room 13	1st Grade	1962	Permanent	1		32	25	24
Room 14	Unused Classroom	1962	Permanent	1		0	25	24
<b>Bldg. H:</b>								
Room 15	Art Room	1962	Permanent	1		0	25	24
Room 16	2nd Grade	1962	Permanent	1		31	25	24
Room 17	2nd Grade	1962	Permanent	1		32	25	24
<b>Portables:</b>								
Room 23	STARS	1997	Relocatable		1	0	25	30
SC	Student Care (SC Funded)	1989	Relocatable			0	0	0
<b>Permanent Capacity</b>						<b>372</b>	<b>375</b>	<b>384</b>
<b>Relocatable Capacity</b>						<b>0</b>	<b>25</b>	<b>30</b>
<b>Total Capacity</b>				<b>15</b>	<b>1</b>	<b>372</b>	<b>400</b>	<b>414</b>

Percent of State Capacity: 93%  
 Percent of Optimal Capacity: 90%



## RANCHO CORDOVA ELEMENTARY SCHOOL

**Location:** 2562 Chassella Way  
Rancho Cordova, CA  
**Built:** 1956/1957/1963/1967/1999/2002/2004  
2008  
**Building Area:** 40,966 SF  
**Site Acreage:** 9.58 Acres

**Grades Served:** K-5  
**Services:** Junior Kindergarten  
Preschool  
STARS





## Rancho Cordova Elementary School

						Student Loading		
Bldg / Classroom	Current Usage	Year Built	Type of Construction	Perm CR	Relo CR	Loading 10/2012	State	District Optimal
<b>Bldg. A:</b>								
MP	Multipurpose	1957	Permanent			0	0	0
Admin	Administration	1957	Permanent			0	0	0
<b>Bldg. B:</b>								
Room 7	Reading Resource	1957	Permanent	1		0	25	30
Room 8	6th Grade	1957	Permanent	1		30	25	30
Room 9	Computer Lab	1957	Permanent			0	0	0
Room 10	Library	1957	Permanent			0	0	0
<b>Bldg. C:</b>								
Room 15	4th Grade	1957	Permanent	1		26	25	30
Room 16	Unused Classroom	1957	Permanent	1		0	25	30
Room 17	4th Grade	1957	Permanent	1		30	25	30
Room 18	Unused Classroom	1957	Permanent	1		0	25	30
<b>Bldg. D:</b>								
Room 3	Unused Classroom	1957	Permanent	1		0	25	24
Room 4	2nd Grade	1957	Permanent	1		30	25	24
Room 5	3rd Grade	1957	Permanent	1		31	25	24
Room 6	3rd Grade	1957	Permanent	1		31	25	24
<b>Bldg. E:</b>								
Room 11	Unused Classroom	1957	Permanent	1		0	25	24
Room 12	1st Grade	1957	Permanent	1		30	25	24
Room 13	1st Grade	1957	Permanent	1		30	25	24
Room 14	2nd Grade	1957	Permanent	1		31	25	24
<b>Bldg. F:</b>								
Room 1	Trans/ Kindergarten	1957	Permanent	1		27	25	24
Room 2	Kindergarten (double session)	1957	Permanent	1		64	25	48
<b>Bldg. G:</b>								
Room 19	5th Grade	1967	Permanent	1		30	25	30
Room 20	Non-severe Special Ed	1967	Permanent	1		7	13	12
Room 21	5th/6th Grade	1967	Permanent	1		28	25	30
Room 22	Resource Specialist	1967	Permanent	1		0	25	30
<b>Bldg. H:</b>								
Rm 23-29	Small Group Instruction	2008	Permanent			0	0	0
<b>Portables:</b>								
Preschool	Preschool	2002	Relocatable			0	0	0
S C	Student Care (SC Funded)	2004	Relocatable			0	0	0
Room 31	CSUS Teachers	1999	Relocatable		1	0	25	0
<b>Permanent Capacity</b>						<b>425</b>	<b>488</b>	<b>546</b>
<b>Relocatable Capacity</b>						<b>0</b>	<b>25</b>	<b>0</b>
<b>Total Capacity</b>				<b>20</b>	<b>1</b>	<b>425</b>	<b>513</b>	<b>546</b>

Percent of State Capacity: 83%

Percent of Optimal Capacity: 78%

## RIVERVIEW ELEMENTARY SCHOOL

**Location:** 10700 Ambassador Dr  
Rancho Cordova, CA  
**Built:** 1964/1998/2000/2003  
**Building Area:** 24,110 SF  
**Site Acreage:** 10.53 Acres

**Grades Served:** --  
**Services:**



## Riverview Elementary School

						Student Loading		
Bldg / Classroom	Current Usage	Year Built	Type of Construction	Perm CR	Relo CR	Loading 10/2012	State	District Optimal
<b>Bldg. A:</b>								
MP	Multipurpose	1964	Permanent			0	0	0
Room 10	Classroom	1964	Permanent	1		0	25	24
Room 11	Classroom	1964	Permanent	1		0	25	24
Room 12	Classroom	1964	Permanent	1		0	25	24
Room 13	Classroom	1964	Permanent	1		0	25	24
Room 14	Classroom	1964	Permanent	1		0	25	24
<b>Bldg. B:</b>								
Room 17	Kindergarten	1964	Permanent	1		0	25	24
Room 18	Kindergarten	1964	Permanent	1		0	25	24
<b>Bldg. C:</b>								
Room 1	Classroom	1964	Permanent	1		0	25	30
Room 2	Classroom	1964	Permanent	1		0	25	30
Room 3	Undersized Classroom	1964	Permanent			0	0	0
Room 4	Classroom	1964	Permanent	1		0	25	30
Room 5	Classroom	1964	Permanent	1		0	25	30
Room 6	Undersized Classroom	1964	Permanent			0	0	0
<b>Bldg. D:</b>								
Admin	Administration	1964	Permanent			0	0	0
<b>Portables:</b>								
Library	Library	1990	Relocatable			0	0	0
Room 7	Classroom	2003	Relocatable		1	0	25	24
Room 8	Computer Lab	2003	Relocatable			0	0	0
Room 9	Undersized Classroom	2003	Relocatable			0	0	0
Preschool	Preschool funded	1998	Relocatable			0	0	0
<b>Permanent Capacity</b>						<b>0</b>	<b>275</b>	<b>288</b>
<b>Relocatable Capacity</b>						<b>0</b>	<b>25</b>	<b>24</b>
<b>Total Capacity</b>				<b>11</b>	<b>1</b>	<b>0</b>	<b>300</b>	<b>312</b>

Percent of State Capacity: 0%

Percent of Optimal Capacity: 0%



# WHITE ROCK ELEMENTARY SCHOOL

**Location:** 10487 White Rock Rd  
Rancho Cordova, CA  
**Built:** 1960/1983/1967/1997/1998/1999/2005  
2007/2011  
**Building Area:** 48,618 SF  
**Site Acreage:** 10.95 Acres

**Grades Served:** K-6  
**Services:** Junior Kindergarten  
STARS



## White Rock Elementary School

						Student Loading		
Bldg / Classroom	Current Usage	Year Built	Type of Construction	Perm CR	Relo CR	Loading 10/2012	State	District Optimal
<b>Building A:</b>								
Admin	Administration	1960	Permanent			0	0	0
Room 9	Newcomer (1st - 5th)	1960	Permanent	1		19	25	24
Room 10	3rd Grade	1960	Permanent	1		31	25	24
Room 11	3rd Grade	1960	Permanent	1		31	25	24
Room 12	Newcomer Program	1960	Permanent	1		0	25	24
Room 13	Severe Special Ed	1960	Permanent	1		8	9	9
Room 14	Pullout Program	1960	Permanent	1		0	25	24
<b>Building B:</b>								
Room 15	5th Grade	1960	Permanent	1		30	25	30
Room 16	Unused Classroom	1960	Permanent	1		0	25	30
Room 17	4th Grade	1960	Permanent	1		29	25	30
Room 18	5th Grade	1960	Permanent	1		30	25	30
Room 19	6th Grade	1960	Permanent	1		33	25	30
Room 20	4th Grade	1960	Permanent	1		34	25	30
<b>Bldg C:</b>								
Room 1	Trans.Kindergarten	1960	Permanent	1		32	25	24
Room 2	Kindergarten (single session)	1960	Permanent	1		32	25	24
Room 3	Library	1960	Permanent	1		0	0	0
Room 4	1st Grade	1960	Permanent	1		29	25	24
Room 5	Kindergarten/1st Grade	1960	Permanent	1		31	25	24
Room 6	2nd Grade	1960	Permanent	1		32	25	24
Room 7	2nd Grade	1960	Permanent	1		31	25	24
Room 8	1st Grade	1960	Permanent	1		27	25	24
<b>Bldg. D:</b>								
MP	Multipurpose	1960	Permanent			0	0	0
Conf	Conference Room	1960	Permanent			0	0	0
RSP	Resource Specialist	1960	Permanent	1		0	25	0
<b>Relocatables:</b>								
Room 21	Unused Classroom	1997	Relocatable		1	0	25	24
Room 22	Reading Resource	1997	Relocatable		1	0	25	24
Room 23	Reading Resource	1997	Relocatable		1	0	25	24
Room 24	Bilingual Pullout	1998	Relocatable		1	0	25	24
Room 25	PE	1999	Relocatable		1	0	25	24
Rm 26-36	Small Group Instruction	1998	Relocatable			0	0	0
Rm 37-39	Computer Lab	2005	Relocatable			0	0	0
Room 40	STARS	2007	Relocatable		1	0	25	0
<b>Permanent Capacity</b>						<b>459</b>	<b>484</b>	<b>477</b>
<b>Relocatable Capacity</b>						<b>0</b>	<b>150</b>	<b>120</b>
<b>Total Capacity</b>				<b>21</b>	<b>6</b>	<b>459</b>	<b>634</b>	<b>597</b>

Percent of State Capacity: 72%

Percent of Optimal Capacity: 77%



# WILLIAMSON ELEMENTARY SCHOOL

**Location:** 2275 Benita Dr  
Rancho Cordova, CA  
**Built:** 1962/1989/1997/1998/2004/2008  
**Building Area:** 39,329 SF  
**Site Acreage:** 10.23 Acres

**Grades Served:** K-5  
**Services:** Junior Kindergarten  
Student Care  
STARS





## Williamson Elementary School


						Student Loading		
Bldg / Classroom	Current Usage	Year Built	Type of Construction	Perm CR	Relo CR	Loading 10/2012	State	District Optimal
<b>Building A:</b>								
Computer	Computer Lab	1962	Permanent			0	0	0
Library	Library	1962	Permanent			0	0	0
Room A1	5th Grade	1962	Permanent	1		32	25	30
Room A2	5th Grade	1962	Permanent	1		27	25	30
Room A3	Non-severe Special Ed	1962	Permanent	1		16	13	12
Room A4	4th Grade	1962	Permanent	1		26	25	30
Room A5	4th Grade	1962	Permanent	1		27	25	30
<b>Building B:</b>								
MP	Multipurpose	1962	Permanent			0	0	0
Room B7	5th Grade	1962	Permanent	1		29	25	30
Room B8	4th Grade	1962	Permanent	1		27	25	30
Room B9	Conference Room	1962	Permanent	1		0	25	30
Room B10	2nd Grade	1962	Permanent	1		26	25	24
Room B11	Reading 180	1962	Permanent	1		0	25	30
<b>Bldg C:</b>								
Room C13	Kindergarten (double session)	1962	Permanent	1		59	25	48
Room C14	Kindergarten (double session)	1962	Permanent	1		60	25	48
<b>Bldg. D:</b>								
Admin	Administration	1962	Permanent			0	0	0
<b>Bldg. E:</b>								
SGL	Small Group Instruction	1962	Permanent	1		0	25	24
Room E15	1st Grade	1962	Permanent	1		32	25	24
Room E16	2nd Grade	1962	Permanent	1		26	25	24
Room E17	1st Grade	1962	Permanent	1		32	25	24
Room E18	1st Grade	1962	Permanent	1		32	25	24
<b>Relocatables:</b>								
Room F19	2nd Grade	1997	Relocatable		1	27	25	24
Room F20	2nd Grade	1997	Relocatable		1	26	25	24
Room F21	3rd Grade	1998	Relocatable		1	32	25	24
Room F22	3rd Grade	1998	Relocatable		1	31	25	24
Room F23	3rd Grade	2010	Relocatable		1	32	25	24
Room F24	PIP/Reading Partners	2010	Relocatable			0	0	0
Preschool	Preschool (Preschool Funded)	2004	Relocatable			0	0	0
S C	Student Care (SC Funded)	2010	Relocatable			0	0	0
<b>Permanent Capacity</b>						<b>451</b>	<b>413</b>	<b>492</b>
<b>Relocatable Capacity</b>						<b>148</b>	<b>125</b>	<b>120</b>
<b>Total Capacity</b>				<b>17</b>	<b>5</b>	<b>599</b>	<b>538</b>	<b>612</b>

Percent of State Capacity: 111%  
 Percent of Optimal Capacity: 98%

# MILLS MIDDLE SCHOOL

**Location:** 10439 Coloma Rd  
Rancho Cordova, CA  
**Built:** 1957/1958/1960/1962/1972  
**Building Area:** 90,733 SF  
**Site Acreage:** 33.69 Acres

**Grades Served:** 6-8



## Mills Middle School

Mills Middle School						Student Loading		
Bldg / Classroom	Current Usage	Year Built	Type of Construction	Perm CR	Relo CR	Loading 10/2012	State	District Optimal
Bldg. A								
Room 32	6th Grade	1961	Permanent	1		28	27	27
Room 33	6th Grade	1961	Permanent	1		28	27	27
Room 34	6th Grade	1961	Permanent	1		28	27	27
Room 35	Math	1961	Permanent	1		28	27	27
Room 36	Unused Classroom	1961	Permanent	1		0	27	27
Room 37	Non-severe Special Ed	1961	Permanent	1		20	13	12
Room 38	Non-severe Special Ed	1961	Permanent	1		20	13	12
Room 39	Non-severe Special Ed	1961	Permanent	1		18	13	12
Room 40	Severe Special Ed	1961	Permanent	1		7	9	9
Room 41	Unused Classroom	1961	Permanent	1		0	27	27
Room 42	Science	1961	Permanent	1		28	27	27
Bldg. B								
Room 26	Unused Classroom	1961	Permanent	1		0	27	27
Room 27	7th Grade	1961	Permanent	1		28	27	27
Room 28	8th Grade	1961	Permanent	1		28	27	27
Room 29	Computer Lab	1961	Permanent			0	0	0
Room 30	8th Grade	1961	Permanent	1		28	27	27
Room 31	7th/8th Grade	1961	Permanent	1		28	27	27
Bldg. H								
Library	Library	1972	Permanent			0	0	0
Bldg. C								
Room 14	6th Grade	1960	Permanent	1		28	27	27
Room 15	English	1960	Permanent	1		28	27	27
Room 16	Unused Classroom	1960	Permanent	1		0	27	27
Room 17	STARS	1960	Permanent	1		0	27	27
Room 18	In-house Suspension	1960	Permanent	1		0	27	27
Room 19	8th Grade	1960	Permanent	1		28	27	27
Room 20	Unused Classroom	1960	Permanent	1		0	27	27
Room 21	7th Grade	1960	Permanent	1		28	27	27
Room 22	7th Grade	1960	Permanent	1		28	27	27
Room 23	8th Grade	1960	Permanent	1		28	27	27
Room 24	8th Grade	1960	Permanent	1		28	27	27
Room 25	7th Grade	1960	Permanent	1		28	27	27
Bldg. D								
Room 8	6th Grade	1960	Permanent	1		28	27	27
Room 9	6th Grade	1960	Permanent	1		28	27	27
Room 10	7th Grade	1960	Permanent	1		28	27	27
Room 11	7th Grade	1960	Permanent	1		28	27	27
Room 12	7th Grade	1960	Permanent	1		28	27	27
Room 13	8th Grade	1960	Permanent	1		28	27	27
Bldg. E								
Admin	Administration	1962	Permanent			0	0	0
MP	Multipurpose	1962	Permanent			0	0	0
Room 1	Music	1962	Permanent	1		28	27	27



## Mills Middle School

						Student Loading		
Bldg / Classroom	Current Usage	Year Built	Type of Construction	Perm CR	Relo CR	Loading 10/2012	State	District Optimal
Room 2	Unused Classroom	1962	Permanent	1		0	27	27
Room 3	Project Lead the Way	1962	Permanent	1		28	27	27
Room 4	Computer Lab	1962	Permanent	1		0	27	0
Room 5	Unused Classroom	1962	Permanent	1		28	27	27
Room 6	Weight Room	1962	Permanent	1		0	27	0
Room 7	Art	1962	Permanent	1		28	27	27
<b>Bldg. F</b>								
Gym	Gymnasium	1963	Permanent			0	0	0
<b>Permanent Capacity</b>						<b>821</b>	<b>1047</b>	<b>990</b>
<b>Relocatable Capacity</b>						<b>0</b>	<b>0</b>	<b>0</b>
<b>Total Capacity</b>				<b>41</b>	<b>0</b>	<b>821</b>	<b>1047</b>	<b>990</b>


Percent of State Capacity: 78%  
 Percent of Optimal Capacity: 83%

*Page intentionally left blank*

# MITCHELL MIDDLE SCHOOL

**Location:** 2100 Zinfandel Dr  
Rancho Cordova, CA  
**Built:** 1964/1968/2004/2008  
**Building Area:** 91,210 SF  
**Site Acreage:** 25.0 Acres

**Grades Served:** 6-8





## Mitchell Middle School

						Student Loading		
Bldg/Class room	Current Usage	Year Built	Type of Construction	Perm CR	Relo CR	Loading 10/2012	State	District Optimal
<b>Bldg. A (North Cluster)</b>								
Room 10	Suspension	1964	Permanent	1		0	27	27
Room 11	Algebra	1964	Permanent	1		29	27	27
Room 12	Science	1964	Permanent	1		29	27	27
Room 13	Science	1964	Permanent	1		29	27	27
Room 14	Math	1964	Permanent	1		29	27	27
Room 15	Non-severe Special Education	1964	Permanent	1		14	13	12
Room 16	English	1964	Permanent	1		29	27	27
Room 17	English	1964	Permanent	1		29	27	27
Room 18	English	1964	Permanent	1		29	27	27
Room 19	Social Science	1964	Permanent	1		29	27	27
Room 20	Social Science	1964	Permanent	1		29	27	27
Room 21	English	1964	Permanent	1		29	27	27
North MP	Multipurpose	1964	Permanent			0	0	0
<b>Bldg. B (South Cluster)</b>								
Room 22	English	1964	Permanent	1		29	27	27
Room 23	Science	1964	Permanent	1		29	27	27
Room 24	Math	1964	Permanent	1		29	27	27
Room 25	English	1964	Permanent	1		29	27	27
Room 26	Social Science	1964	Permanent	1		29	27	27
Room 27	Science	1964	Permanent	1		29	27	27
Room 28	Non-severe Special Ed	1964	Permanent	1		12	13	12
Room 29	Non-severe Special Ed	1964	Permanent	1		14	13	12
Room 30	Science	1964	Permanent	1		29	27	27
Room 31	Math	1964	Permanent	1		29	27	27
Room 32	Non-severe Special Ed	1964	Permanent	1		11	13	12
Room 33	Non-severe Special Ed	1964	Permanent	1		11	13	12
South MP	Multipurpose	1964	Permanent			0	0	0
<b>Bldg. C</b>								
Gym	Gymnasium	1964	Permanent			0	0	0
<b>Bldg. D</b>								
Music	Music	1964	Permanent	1		29	27	27
<b>Bldg. E</b>								
Library	Library	1964	Permanent			0	0	0
PR	Project Room	1964	Permanent			0	0	0
<b>Bldg. F</b>								
Room 5	Weight Room	1964	Permanent	1		0	27	0
<b>Bldg. G (East Cluster)</b>								
Room 1	Advisory	1964	Permanent	1		0	27	27
Room 2	Project Lead the Way	1964	Permanent	1		29	27	27
Room 3	Computer Lab	1964	Permanent	1		0	27	27
Room 4	Home Economics	1964	Permanent	1		29	27	27
<b>Bldg. H</b>								
Admin	Administration	1964	Permanent			0	0	0
<b>Bldg. I (Northeast Cluster)</b>								

## Mitchell Middle School

						Student Loading		
Bldg/Class room	Current Usage	Year Built	Type of Construction	Perm CR	Relo CR	Loading 10/2012	State	District Optimal
Room 6	Resource Specialist	1964	Permanent	1		0	27	0
Room 7	Severe Special Ed	1964	Permanent	1		6	9	9
Room 8	Special Education	1964	Permanent	1		0	27	0
Room 9	Severe Special Ed	1964	Permanent	1		7	9	9
<b>Relocatables</b>								
Room P1	Unused Classroom	2003	Relocatable		1	0	27	27
Room P2	Unused Classroom	2003	Relocatable		1	0	27	27
Room P3	Advisory	2003	Relocatable		1	0	27	27
Room P4	Severe Special Ed	2003	Relocatable		1	7	9	9
Room P5	Special Ed Time Out	2003	Relocatable		1	0	27	0
Room P6	Project Lead the Way	2003	Relocatable		1	27	27	27
<b>Temporary Relocatables</b>			Relocatable					
Room P9	Unused Classroom	2003	Relocatable			0	0	0
Room P10	Unused Classroom	2003	Relocatable			0	0	0
Room P11	Unused Classroom	2003	Relocatable			0	0	0
Room P13	Unused Classroom	2008	Relocatable			0	0	0
<b>Permanent Capacity</b>						<b>684</b>	<b>812</b>	<b>726</b>
<b>Relocatable Capacity</b>						<b>34</b>	<b>144</b>	<b>117</b>
<b>Total Capacity</b>				<b>34</b>	<b>6</b>	<b>718</b>	<b>956</b>	<b>843</b>

Percent of State Capacity: 75%  
 Percent of Optimal Capacity: 85%

*Page intentionally left blank*



# CORDOVA HIGH SCHOOL

**Location:** 2239 Chase Dr  
Rancho Cordova, CA  
**Built:** 1961/1963/1967/1993/1995/1996/1998  
1999/2000/2001/2002/2003/2004/2011  
**Building Area:** 209,274 SF  
**Site Acreage:** 51.27 Acres

**Grades Served:** 9-12



## Cordova High School

Bldg / Classroom	Current Usage	Year Built	Type of Construction	Perm CR	Relo CR	Student Loading		
						Loading 10/2012	State	District Optimal
<b>Admin</b>	Administration	1961	Permanent			0	0	0
<b>Bldg. A</b>								
Room A1	To be demolished	1963	Permanent			0	0	0
Room A2	To be demolished	1963	Permanent			0	0	0
Room A3	To be demolished	1963	Permanent			0	0	0
Room A4	To be demolished	1963	Permanent			0	0	0
Room A5	To be demolished	1963	Permanent			0	0	0
<b>Bldg B</b>								
Room B-1	Computer Lab	1963	Permanent	1		27	27	28
Room B-2	Computer Lab	1963	Permanent	1		27	27	28
Room B-3	Computer Lab	1963	Permanent	1		0	0	0
Room B-4	Academy	1963	Permanent	1		27	27	28
Room B-5	Severe Special Ed	1963	Permanent	1		5	9	9
Room B-6	Resource Specialist	1963	Permanent	1		0	27	28
Room B-7	Severe Special Ed	1963	Permanent	1		7	9	9
Room B-8	Severe Special Ed	1963	Permanent	1		7	9	9
Room B-9	IEP	1963	Permanent	1		0	27	28
<b>Bldg. C</b>								
Room C-1	Classroom	1961	Permanent	1		27	27	28
Room C-2	Classroom	1961	Permanent	1		27	27	28
Room C-3	Classroom	1961	Permanent	1		27	27	28
Room C-4	Non-severe Special Ed	1961	Permanent	1		16	13	12
Room C-5	Classroom	1961	Permanent	1		27	27	28
Room C-6	Classroom	1961	Permanent	1		27	27	28
Room C-7	Classroom	1961	Permanent	1		27	27	28
Room C-8	Classroom	1961	Permanent	1		27	27	28
Room C-9	Classroom	1961	Permanent	1		27	27	28
Room C-10	Classroom	1961	Permanent	1		27	27	28
Room C-11	Classroom	1961	Permanent	1		27	27	28
Room C-12	Computer Lab	1961	Permanent	1		0	0	0
<b>Bldg. D</b>								
Room D-1	Choir	1961	Permanent	1		27	27	28
Room D-2	Metal Shop	1961	Permanent	1		27	27	28
Room D-3	Geometry/Construction	1961	Permanent	1		27	27	28
Room D-4	Art	1961	Permanent	1		27	27	28
Room D-5	CAD Computer Lab	1961	Permanent	1		27	27	28
Room D-6	Resource Specialist	1961	Permanent	1		27	27	28
Room D-7	Resource Specialist	2000	Relocatable	1		27	27	28
Room D-8	Classroom	2004	Relocatable	1		27	27	28
Room D-9	Classroom	2004	Relocatable	1		27	27	28
Room D-10	Detention	2004	Relocatable	1		0	27	28
Room D-11	Broadcasting	2004	Relocatable	1		27	27	28
<b>Bldg. E</b>								
Room E-1	Unused Classroom	1963	Permanent	1		0	27	28
Room E-2	Classroom	1963	Permanent	1		27	27	28
Room E-3	Classroom	1963	Permanent	1		27	27	28

## Cordova High School

Bldg / Classroom	Current Usage	Year Built	Type of Construction	Perm CR	Relo CR	Student Loading		
						Loading 10/2012	State	District Optimal
Room E-4	Resource Specialist	1963	Permanent	1		27	27	28
Room E-5	Unused Classroom	1963	Permanent	1		0	27	28
Room E-6	Resource Specialist	1963	Permanent	1		27	27	28
Room E-7	Non-severe Special Education	1963	Permanent	1		25	13	12
Stu. Union	Student Union	2003	Permanent			0	0	0
<b>Unit F</b>								
Room F101	Culinary	1961	Permanent	1		27	27	28
Room F102	Non-severe Special Ed	1961	Permanent	1		13	13	12
Room F103	Café/Presentation Room	1961	Permanent	1		0	0	0
Room F104	Art	1961	Permanent	1		27	27	28
Room F105	Ceramics	1961	Permanent	1		27	27	28
<b>Bldg. G</b>								
Room G-1	Government	1963	Permanent	1		27	27	28
Room G-2	History	1963	Permanent	1		27	27	28
Room G-3	History	1963	Permanent	1		27	27	28
Room G-4	History	1963	Permanent	1		27	27	28
Room G-5	Economics	1963	Permanent	1		27	27	28
Room G-6	History	1963	Permanent	1		27	27	28
Room G-7	History	1963	Permanent	1		27	27	28
Room G-8	French	1963	Permanent	1		27	27	28
Room G-9	Spanish	1963	Permanent	1		27	27	28
Room G-10	History	1963	Permanent	1		27	27	28
Room G-11	Spanish	1963	Permanent	1		27	27	28
Room G-12	Spanish	1963	Permanent	1		27	27	28
<b>Bldg. H</b>								
Room H101	Science	2011	Permanent	1		27	27	28
Room H102	Non-severe Special Ed	2011	Permanent	1		20	13	12
Room H103	English	2011	Permanent	1		27	27	28
Room H104	English	2011	Permanent	1		27	27	28
Room H105	English	2011	Permanent	1		27	27	28
Room H106	English	2011	Permanent	1		27	27	28
Room H112	English	2011	Permanent	1		27	27	28
Room H113	English	2011	Permanent	1		27	27	28
Room H114	German	2011	Permanent	1		27	27	28
Room H115	English	2011	Permanent	1		27	27	28
Room H116	English	2011	Permanent	1		27	27	28
Room H117	English	2011	Permanent	1		27	27	28
Room H201	Science	2011	Permanent	1		27	27	28
Room H202	Science	2011	Permanent	1		27	27	28
Room H203	Science	2011	Permanent	1		27	27	28
Room H204	Science	2011	Permanent	1		27	27	28
Room H210	Science	2011	Permanent	1		27	27	28
Room H211	Science	2011	Permanent	1		27	27	28
Room H212	Science	2011	Permanent	1		27	27	28
Room H213	Science	2011	Permanent	1		27	27	28
<b>Library</b>	Library	1961	Permanent			0	0	0



## Cordova High School

						Student Loading		
Bldg / Classroom	Current Usage	Year Built	Type of Construction	Perm CR	Relo CR	Loading 10/2012	State	District Optimal
<b>MAC</b>	Music	1961	Permanent			27	27	28
<b>Cafetorium</b>	Cafeteria	1967	Permanent			0	0	0
<b>Gym</b>	Gymnasium	1961	Permanent			0	0	0
<b>Relocatables:</b>								
Room E8	Sp. Ed Learning Center	1998	Relocatable			0	0	0
Room E9	Unused Classroom	1998	Relocatable			0	0	0
Room E10	Unused Classroom	1998	Relocatable			0	0	0
Room E11	Unused Classroom	1998	Relocatable			0	0	0
Room E12	Unused Classroom	1996	Relocatable			0	0	0
Room E13	Unused Classroom	1996	Relocatable			0	0	0
Room E14	Unused Classroom	1998	Relocatable			0	0	0
Room E15	Unused Classroom	1999	Relocatable			0	0	0
Room E16	Unused Classroom	1999	Relocatable			0	0	0
Room E17	Unused Classroom	1999	Relocatable			0	0	0
<b>Permanent Capacity</b>						<b>1659</b>	<b>1753</b>	<b>1811</b>
<b>Relocatable Capacity</b>						<b>108</b>	<b>135</b>	<b>140</b>
<b>Total Capacity</b>				<b>76</b>	<b>0</b>	<b>1767</b>	<b>1888</b>	<b>1951</b>

Percent of State Capacity: 94%  
 Percent of Optimal Capacity: 91%

# KINNEY HIGH SCHOOL

**Location:** 2710 Kilgore Rd  
Rancho Cordova, CA  
**Built:** 1971/2004/2005  
**Building Area:** 18,284 SF  
**Site Acreage:** 3.98 Acres

**Grades Served:** 9-12



# Kinney High School

						Student Loading		
Bldg / Classroom	Current Usage	Year Built	Type of Construction	Perm CR	Relo CR	Loading 10/2012	State	District Optimal
Admin	Administration	1971	Permanent			0	0	0
Room 1	Library	1971	Permanent			0	0	0
Room 2	Unused Classroom	1971	Permanent	1		0	27	20
Room 3	Conference Room	1971	Permanent			0	0	0
Room 4	Classroom	1971	Permanent	1		15	27	20
Room 5	Non-severe Special Ed	1971	Permanent	1		26	13	12
Room 6	Classroom	1971	Permanent	1		15	27	20
Room 7	Classroom	1971	Permanent	1		0	27	20
Room 8	Unused Classroom	1971	Permanent	1		0	27	20
Room 9	Principal's Office	1971	Permanent			0	0	0
Room 10	Metal Shop	1971	Permanent	1		15	27	20
MP	Activity Center	1963	Permanent			0	0	0
Room 16	History	2004	Relocatable		1	15	27	20
Room 17	History	2004	Relocatable		1	15	27	20
Room 18	English	2005	Relocatable		1	15	27	20
Room 19	English	2005	Relocatable		1	15	27	20
Room 20	Algebra	2005	Relocatable		1	15	27	20
Room 21	Algebra	2005	Relocatable		1	15	27	20
Room 22	Science	1996	Relocatable		1	15	27	20
Permanent Capacity						71	175	132
Relocatable Capacity						105	189	140
Total Capacity				7	7	176	364	272


Percent of State Capacity: 48%  
Percent of Optimal Capacity: 65%



# COMMUNITY EDUCATION CENTER / WALNUTWOOD HIGH SCHOOL

**Location:** 10850 Gadsten Way  
Rancho Cordova, CA  
**Built:** 1964/1993/1999/2001/2005/2006/2011  
**Building Area:** 30,557 SF  
**Site Acreage:** 8.65 Acres

**Grades Served:** 7-12



# Community Education Center / Walnutwood High School

						Student Loading		
Bldg / Classroom	Current Usage	Year Built	Type of Construction	Perm CR	Relo CR	Loading 10/2012	State	District Optimal
<b>Bldg. A</b>								
Room A-1	Walnutwood Office	1964	Permanent			0	0	0
Room A-2	Independent Study	1964	Permanent	1		21	27	20
Room A-3	Independent Study	1964	Permanent	1		21	27	20
Room A-4	Independent Study	1964	Permanent	1		21	27	20
Room A-5	Independent Study	1964	Permanent	1		21	27	20
MP	Multipurpose	1964	Permanent			0	0	0
<b>Bldg. B:</b>								
Room B-1	Classroom/Daycare	1964	Permanent	1		21	27	20
Room B-2	Classroom/Daycare	1964	Relocatable		1	21	27	20
<b>Bldg. C:</b>								
Room C-1	Adult Education Office	1964	Relocatable			0	0	0
Room C-2	Adult Education Office	1964	Relocatable			0	0	0
Room C-3	Adult Education Office	1964	Permanent			0	0	0
Room C-4	Staff Lounge	1964	Permanent			0	0	0
<b>Relocatables:</b>								
Room D-0	WW Home Ec	2008	Relocatable		1	0	27	20
Room D-1	WW Computer Lab	1999	Relocatable			0	0	0
Room D-RR	Rest Room	2001	Relocatable			0	0	0
Room D-2	Unused Classroom	2001	Relocatable		1	0	0	0
Room D-3	ESL Adult Education	1998	Relocatable			0	0	0
Room D-4	ESL Adult Education	1998	Relocatable			0	0	0
Room D-5	ESL Adult Education	1998	Relocatable			0	0	0
Room D-6	ESL Adult Education	1996	Relocatable			0	0	0
Room D-7	Unused (to be removed)	1996	Relocatable		1	0	0	0
Room D-8	Unused (to be removed)	1988	Relocatable		1	0	0	0
Room D-9	Unused (to be removed)	1988	Relocatable		1	0	0	0
Room D-10	Unused (to be removed)	1988	Relocatable		1	0	0	0
Room D-11	Unused (to be removed)	1988	Relocatable		1	0	0	0
Room D-12	Adult Education	1988	Relocatable			0	0	0
Room D-13	Unused (to be removed)	1988	Relocatable		1	0	0	0
Room D-14	Unused (to be removed)	1988	Relocatable		1	0	0	0
Room D-15	Unused (to be removed)	1988	Relocatable		1	0	0	0
Room D-16	Unused (to be removed)	1988	Relocatable		1	0	0	0
Room D-17	APP Classroom	2005	Relocatable		1	19	27	20
Room D-18	Unused Classroom	2007	Relocatable		1	0	0	0
<b>Permanent Capacity</b>						<b>126</b>	<b>162</b>	<b>120</b>
<b>Relocatable Capacity</b>						<b>19</b>	<b>54</b>	<b>40</b>
<b>Total Capacity</b>				<b>5</b>	<b>14</b>	<b>145</b>	<b>216</b>	<b>160</b>

Percent of State Capacity: 67%  
Percent of Optimal Capacity: 91%



## MATHER YOUTH ACADEMY / YOUTH OPPORTUNITY

**Location:** 4420 Monhegan Way  
Mather, CA  
**Built:** 1960/2005/2011  
**Building Area:** 23,178 SF  
**Site Acreage:** 11.99 Acres

**Grades Served:** 9-12





## Mather Youth Academy / Youth Opportunity

						Student Loading		
Bldg / Classroom	Current Usage	Year Built	Type of Construction	Perm CR	Relo CR	Loading 10/2012	State	District Optimal
Room 4	Youth Opportunity Office	1960	Permanent			0	0	0
Room 5	Classroom (YO)	1960	Permanent	1		10	9	10
Room 6	Classroom (YO)	1960	Permanent	1		13	9	10
Room 7	MYA Principal's Office	1960	Permanent			0	0	0
Room 8	Classroom (MYA)	1960	Permanent	1		6	27	20
Room 9	Classroom (MYA)	1960	Permanent	1		13	27	20
Room 10	Classroom (MYA)	1960	Permanent	1		0	27	20
Room 11	Classroom (MYA)	1960	Permanent	1		13	27	20
Room 12	Classroom (MYA)	1960	Permanent	1		11	27	20
Room 13	Classroom (MYA)	2004	Relocatable		1	0	27	20
Room 14	Conference Room	2004	Relocatable		1	0	27	20
Room 15	Conference Room	2004	Relocatable		1	0	27	20
Room 16	Science Classroom	1997	Relocatable		1	13	27	20
Library	Library	1960	Permanent			0	0	0
Lab	Computer Lab	1960	Permanent			0	0	0
Admin	Administration	1960	Permanent			0	0	0
Permanent Capacity						66	261	120
Relocatable Capacity						13	108	80
Total Capacity				7	4	79	369	200

Percent of State Capacity: 21%  
 Percent of Optimal Capacity: 40%